

NETbox HOME 19" Network Wall Mounting
C A B I N E T s



19" NETbox HOME Wall Mounting Cabinets F A M I L Y

NETbox HOME Residential Cabinet Features , Construction Details:

Monoblock U shaped construction provides better stability.

The NETbox Home Wall Mounting is for that situation where quick access to the equipment is of primary importance. It is designed to house 19" standard mounting devices.

The NETbox Home Wall Mounting cabinet offers a highly cost-effective and assembly-friendly solution for numerous applications in the field of network technology and electronics.

The NETbox Home Wall Mounting cabinet front door is integrated with decorative 2,5mm thickness aluminium extruded frames, full length smoked, shatterproof, antistatic, 4,0mm thickness glass with single point locking barrel lock. Aluminium extruded frame carries an Anthracite Grey PVC stripe charming the attraction in terms of aesthetic appearance.

The NETbox Home Wall Mounting cabinet because of the intent of decoratively fitting to environment of your living areas, the cabinet has been integrated with highly modern, art fragrant 0,5mm thickness PVC decoration on top and bottom provision of the glass door.

Includings:

*Complete with 2ea. 19" equipment mounting rail, with automated silk-screen U numbering, removable in depth

*Grounding studs are fixed on to main body and front door frame for grounding continuity, shipping configuration includes the yellow/green Grounding wires with nuts

*Reinforced 2,5mm thickness Aluminium extruded housing for glass door with left and right metal frames, lockable, removable Complete with barrel Locking system.

*Reversible front door left to right or reverse.

*Material thickness:1.2mm.

*8-12 micron zinc plated mounting rails t=1,5mm.

*Self locking type sturdy structure and rugged, monoblock frame.

*Multipurpose usage.

Passive Ventilation punched slot holes in front of top and bottom case.

Cable access

*Multiple cable entry points on top and bottom with 6 knock-out holes at 1" size and additional micro-joint break down cable entry hole at 452mm size for mass cable entry needs.



Width=600mm
Depth=150/300mm

Standard Heights:

3 different U heights:
06U, 09U, 12U

Standards, and Compliances:



ISO 9001:2008
Quality Management System

EN 61587 -1:2012
Mechanical Structures for
Electronic Equipment

IEC 297-1, 19" mounting
IEC 297-2 Overall cabinet dimensions



CE conform to
EN 60950-1:2006
Information Technology
Equipment – Safety – Part-1-
General Requirements



Environment Friendly;
*Environmental awareness
*RoHS compliancy
*% 100 Recyclable
Material

Load Capacity: 80 kgs.




NETbox Home series Wall Mounting Networking Enclosures, with 19" w:600mm and d:150/300mm physical sizes, with less depth need in environmentally fit especially for residential applications, and 3 different height, gives a wide selection chart for users.

All Lande NETbox Home Wall cabinets are being delivered as a

single piece pre-assembled enclosure, with standard factory settings.

For Decoratively fitting to environment of your living areas, the cabinet has been integrated with highly modern, art fragrant parts and accessories.

Standard Color:



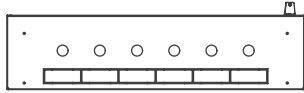
RAL 7035 Light Grey
(Stock Delivery)

Optional Color:

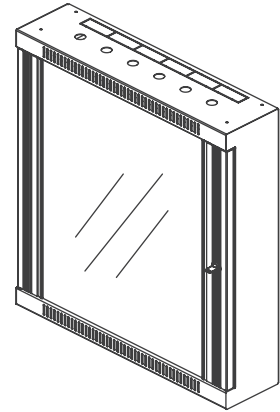


RAL 9005 Black

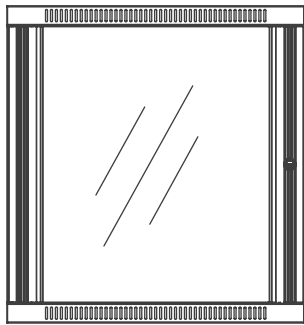
CONSTRUCTION
DRAWING



BOTTOM VIEW



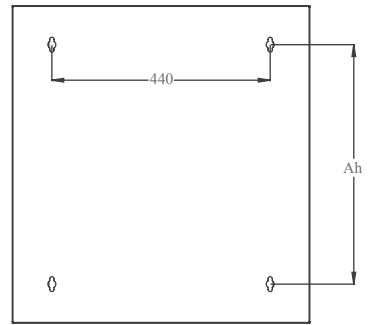
ISOMETRIC VIEW



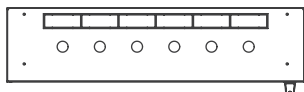
FRONT VIEW



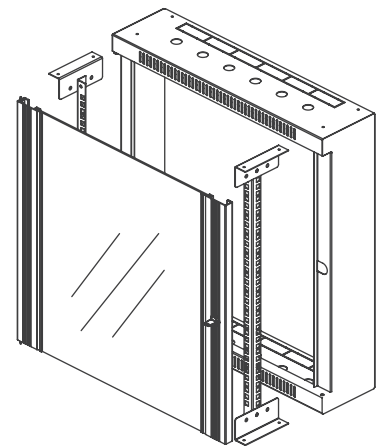
SIDE VIEW



REAR VIEW

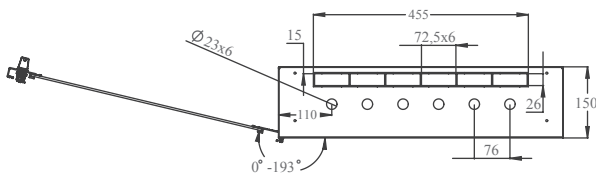


TOP VIEW

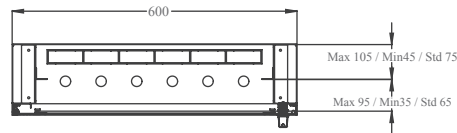


EXPLODED VIEW

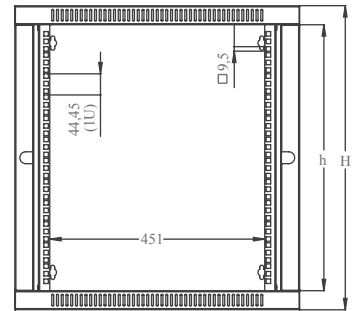
CONSTRUCTION
DRAWING



FRONT DOOR
OPENING ANGLE



MAX/STD/MIN
EQUIPMENT
MOUNTING DISTANCE



DIMENSIONS
IN
WIDTH AND HEIGHT

NETbox HOME Series Wall Mounting 19" Cabinets W=600mm D=150mm

| ROOT Product Number *** | Product Description | Size WxDxH mm | h size in U | h in mm | H mm, overall | Width Overall mm | Ah Wall Mounting h mm | Width Rail to Rail | Depth Overall mm | Depth Shipping Conf. Rail to Rear Panel mm | QTY IN PACKAGE | PACKING DIMENSIONS WxDxH mm | Standard NET Weight of product kgs | Gross Weight of Product kgs | QTY IN PALETTE | PALETTE DIMENSIONS WxDxH mm | Palette Weight kgs |
|-------------------------|---|---------------|-------------|---------|---------------|------------------|-----------------------|--------------------|------------------|--|----------------|-----------------------------|------------------------------------|-----------------------------|----------------|-----------------------------|--------------------|
| LN-RS06U5415-LG | 6U 19" Wall Mounting Cabinet W=600mm D=150mm | 600x150x373 | 6U | 266 | 373 | 600 | 215 | 19" | 150 | 75 | 1 | 620x170x395 | 7,5 | 8,5 | 60 | 1000x1320x2460 | 535 |
| LN-RS09U5415-LG | 9U 19" Wall Mounting Cabinet W=600mm D=150mm | 600x150x506 | 9U | 400 | 506 | 600 | 349 | 19" | 150 | 75 | 1 | 620x170x525 | 10 | 11 | 48 | 1000x1250x2160 | 548 |
| LN-RS12U5415-LG | 12U 19" Wall Mounting Cabinet W=600mm D=150mm | 600x150x640 | 12U | 533 | 640 | 600 | 482 | 19" | 150 | 75 | 1 | 620x170x660 | 13 | 14,5 | 24 | 680x1250x2280 | 363 |

*** LG is Light Grey RAL 7035 Color for other color requirements please coordinate with sales department

