


E100



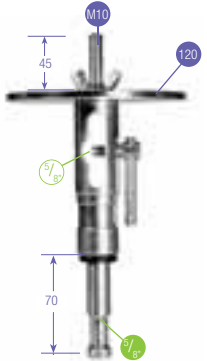
E620



E610



E110

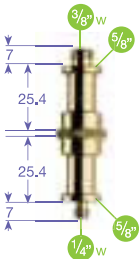


163-58F



SUPER CLAMP ADAPTERS

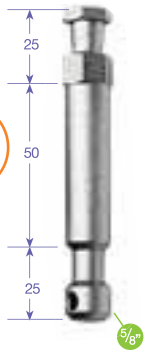
013




036-38



036MR



061RA



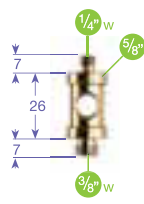
066



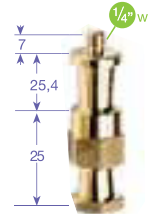
066BT



118



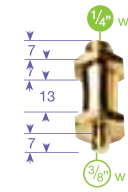
036-14



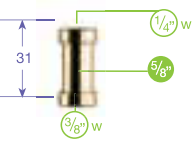
061




037



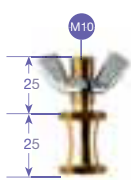
119



036I



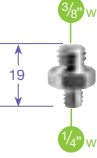
174



264



147



125

