

# JVC<sup>®</sup>

The Perfect Experience / —

## ProHD

COMPACT SHOULDER CAMCORDER

# GY-HD251

PRELIMINARY

JVC ProHD — Your Creativity is Our Inspiration



## 720/24p/50p

**HDV<sup>™</sup>** Mini **DV**

HDV 720p

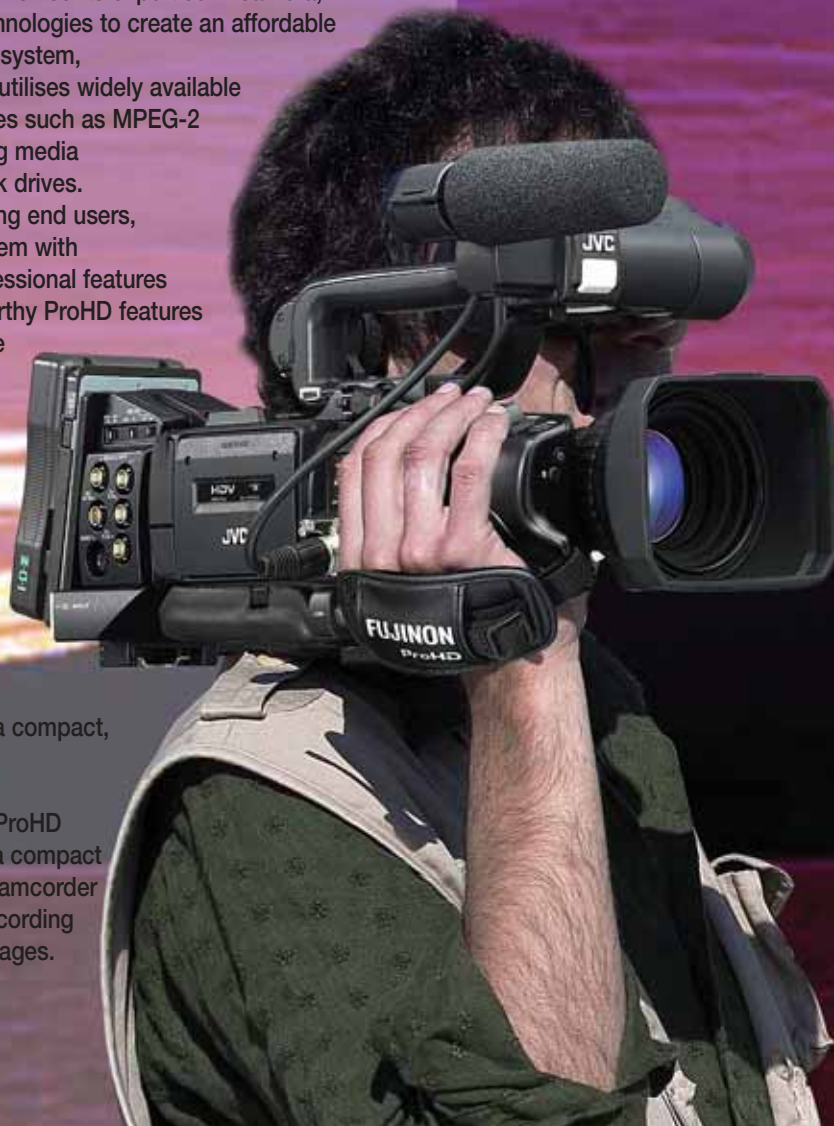
# Defining the future of professional video – Introducing JVC ProHD

With the introduction of JVC's ProHD, the promise of digital technology has finally been fulfilled. Surprisingly affordable, impressively professional, and remarkably compact, ProHD embraces the HDV format to deliver a complete high-definition solution that has been designed to meet the needs of today's most demanding professionals, while retaining the ability to adapt to future requirements.

Since the launch of D9 in 1996 and Professional DV in 1999, JVC has continued to develop and diversify its digital video offerings in response to the rapidly changing environment of visual communications and production. JVC continues to evolve its digital cameras and recorders with advanced features and varied storage options, including full-size DV tape and Hard Disk Drives.

Now with the production and delivery of video content starting to shift to HD, JVC has combined its expertise in camera, encoding and storage technologies to create an affordable HD solution. JVC's ProHD system, adopting the HDV format, utilises widely available nonproprietary technologies such as MPEG-2 compression, DV recording media and conventional hard disk drives. Based on input from leading end users, JVC has developed a system with the most sought-after professional features and performance. Noteworthy ProHD features include full HD progressive scanning, real 24p, and a dual recording system using tape & HDD. As ProHD evolves, it will include optical and solid state recording media. Designed and built for professionals, ProHD is the true fulfillment of the digital promise, offering true high definition performance in a compact, affordable system.

The latest addition to the ProHD system is the GY-HD251, a compact studio-capable shoulder camcorder featuring full-frame 50p recording for smooth, continuous images.



# ProHD — Concept of JVC's Affordable HD Solution

## 1. HDV Full Progressive Scanning (720p)

Leading industry professionals told us that they wanted a full-frame progressive scanning system that would shoot and record the highest quality continuous moving images. ProHD uses the 720/50p progressive HDV format and produces crisp, native HD images which perfectly match today's digital displays and which can be converted easily, without degradation, to interlaced scanning pictures.

## 2. Time Code

As a professional system, ProHD products include the facility to record and display timecode. Convenient menu operation makes it easy to preset time code at the beginning of a tape. Simply select REC RUN or re-generation mode. User bits are also available.

## 3. Highly efficient video compression

To provide the highest quality HD recording, JVC uses the broadcast industry standard MPEG-2 Main Profile at HL-14. Offering far greater efficiency than frame-bound systems, ProHD records at data rates at or above commercial broadcast rates. Recent advancements in non-linear editing have made it possible to edit ProHD on virtually all popular Non-Linear systems. Direct digital transfers through IEEE 1394 ensure the quality is maintained throughout the transfer process.

## 4. Dual recording system

Designed to utilise both DV tape and hard disk drives, ProHD offers the ultimate in media versatility, maximising productivity with efficient, economical editing and low-cost archiving. Now you can safely archive the original tape cassette and then plug the hard disk straight into your NLE. Editing can start right away — no need to make dubs or transfer data.

## 5. Real 24p

With ProHD, the dream of creating HD video with the essence of film has at last been realised. By capturing and recording at the film frame rate of 24fps, and offering extensive user configurable settings such as exposure, gamma and detail, ProHD becomes an important tool for creative expression. For the ultimate expression on the big screen, 24 frame progressive recordings can be transferred easily to 16 mm or 35 mm film.



GY-HD251

# Advantages of ProHD

## 1. HDV format

### HDV™ HDV 720p

HDV is a video format designed to enable the recording of high definition MPEG-2 video on standard DV media (DV or MiniDV cassette tape). The HDV

format was defined by four companies: Canon Inc., Sharp Corporation, Sony Corporation, and Victor Company of Japan, Limited (JVC). The specification of the HDV format incorporates two versions, one progressive (720p) and the other interlaced (1080i). HDV uses the same track pitch and tape speed as the DV format, and therefore the recording times are the same length as the DV format.

## 2. HD Progressive (720/50p) format for high quality moving pictures and digital stills

### ■ Progressive scanning

JVC's ProHD products use the same progressive scanning system used in high-end HDTV cameras. Because the GY-HD251 uses a full-frame (50p) progressive scanning system, it has the unique ability to capture and store full frames of image information. An added bonus of progressive scanning is that it is a very simple process to convert a progressive image to interlaced, but not vice versa. When progressive recordings are frozen or played in slow motion, each individual frame contains the full detail of the original image — excellent for viewing an analysing motion. Stills and prints captured from HD progressive video look far better than from interlaced video. In any case, today's flat panel television displays and fixed matrix projectors, such as D-ILA, DLP and LCD, are all native progressive scanning systems. This means that JVC's progressive HDV recordings can be displayed without imperfection, because they do not need to pass through the degenerative process of de-interlacing, prior to being displayed.

### ■ HDV and DV compatibility

The HDV format uses the same recording track pitch (10 µm) as Professional DV, meaning that ProHD also offers track pitch compatibility with the DV format and the same recording time. This remarkable HD recording capability was achieved by developing a new high-power MPEG codec system capable of maintaining high-definition picture quality, whilst compressing the data to 19.7 Mbps bit rate. With its superior resolution and advanced processing, ProHD delivers top performance in both its native 16:9 HD mode and in the SD mode. The facility to make recordings in either HD or SD makes ProHD the ideal choice for professionals not quite ready to make the full transition to HD.

### ■ Progressive HDV-compatible support

To maximise picture quality and performance from input to output, JVC employs the HDV 720 progressive system. Progressive HDV's resolution of 1280 x 720 is the same as the native resolution of most HD display devices in use today (LCD, plasma, DLP, D-ILA). HDV 720p is thus natively compatible in terms of both resolution and scanning system with the vast majority of today's HD displays.

## 3. True 24p frame capture

24p Progressive Full HD images are ideal for cinematographic applications. From shooting to editing and distribution, an HD system can be established for film-like productions. Unlike 24p images in standard definition, when real 24p HD video is down-converted to SD, the result is truly film-like DVDs. The camcorder itself, with its video lens removed and replaced by a film lens converter system, such as the Mini 35 from P & S Technik, effectively becomes a digital film camera.



*The GY-HD251, fitted with Mini 35 film adapter from P & S Technik, becomes a digital film camera.*

## 4. JVC's dual recording system

The optional JVC Hard Disk Recorder DR-HD100 creates a dual recording system of tape and hard disk. This system is already utilised by Professional DV users the world over. The many advantages inherent in JVC's dual recording system of tape & hard disk drive are well appreciated. It was only natural that JVC's range of ProHD models would include a Hard Disk Drive recorder and one that can operate equally in DV and HDV modes. The dual recording system provides fast and efficient HDD-based editing and cost-effective archiving, using low-cost tapes. Thanks to the newly developed MPEG-2 encoding IC, high-quality pictures can be recorded on readily available compact DV cassettes, so running costs are minimal. As no special equipment or exclusive media are required, the operating costs of the total system can be kept low. The DR-HD100 is mounted at the rear of the camcorder, utilising an optional bracket which is provided by the leading battery systems manufacturers.

# GY-HD251 Compact Shoulder Camcorder (HDV/DV output only)

## Professional ProHD camcorder with super-smooth 720/50p imaging for ENG plus a 26-pin connector for studio use.

With 720/50p capture and recording capabilities, the GY-HD251 delivers full-resolution HD images, ensuring the high resolution and smooth motion so critical to news and sports field production. Equally at home in the studio, the GY-HD251 can easily be converted for studio use with the optional KA-HD250, a specially designed studio adapter incorporating an industry-standard 26-pin multi-core connection. Other valuable features of this versatile camcorder include genlock capability, component and HD-SDI output, a wide selection of HD lenses, enhanced cinema gamma, external time code synchronisation and sturdy professional connectors on a rugged die cast chassis.

From live field recording to high-end studio production, the GY-HD251 is the cost-effective solution to today's demand for high-quality imaging.



# GY-HD251 ProHD Compact Shoulder Camcorder (HDV/DV Input/output)

## Professional specifications

### HDV and DV compatible

As the HDV format uses the same recording track pitch as Professional DV, the GY-HD251 can record signals in either standard or high definition according to the user's needs.

### Real 24p camcorder

The GY-HD251 is a professional high-definition camcorder featuring real HD 24p recording capability — previously available on only the most expensive HD cameras. Ideal for DVD production, HD progressive 24-frame-per-second recording makes it possible to shoot images with film-like quality and smooth motion. Once recorded, those images can easily be transferred without frame rate conversion to 16 mm or 35 mm film with full HD fidelity.

ProHD's outstanding image quality is supported by a wide range of powerful pro-level features including an image inverse function that

cancels image reversal (reversal of top/bottom and left/right) and a Cinema mode function that automatically adjusts the gamma curve and colour matrix to give images that film look.

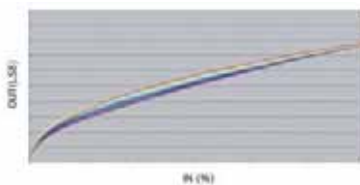
Three preset gammas (standard, cinelike for filmlike setting and cinema for quality equivalent to a film camera) are available to choose from depending on the purpose. Together, these features make this camcorder ideal for film-style productions.

### Interchangeable HD lenses

The GY-HD251 features a standard professional 1/3" bayonet lens mount, giving you the opportunity to use a variety of other professional HD lenses. In addition to the standard detachable 16x servo Fujinon lens, a wide range of options are available, including a 13x (3.5 mm) wide zoom lens, 18x Fujinon zoom lens, 20x Canon zoom lens, a wide angle converter for the standard 16x lens, and adapters that allow 1/2" and 2/3" bayonet mount lenses to be used.

And when you add the film lens mount adapter to the 1/3" bayonet mount, you can even mount a film camera lens on the GY-HD251.

Cinelike Gamma



Cinema Gamma



18x Fujinon Lens



20x Canon Lens



### 3-CCD camera system with 720p HD CCDs

The GY-HD251 uses three 1/3" high definition CCD image sensors. Each array has a pixel resolution of 1280 x 720 and uses a micro lens system. Since this native resolution matches that of most HDTV displays, the need for image scaling is eliminated, further enhancing the quality of the recorded images. Other advantages of these CCDs include sophisticated circuitry that virtually eliminates lag and image burn.

### Uncompressed 720/50p live signal output

In addition to providing superior quality HD recording in the 24p format, the GY-HD251 can capture and output an analogue component 720p HD signal at 50 frames per second. Ideal for live broadcasting, the uncompressed full-resolution signal (either 1080/50i and 1080/60i) can be output via the built-in HD SDI converter and fed into a video server, HD switcher or microwave link.

## Professional functions

### Compact shoulder mount

JVC's ProHD camcorders are the fully professional HD camcorders to feature a compact design and shoulder mount. Like its predecessors, the GY-HD251 offers excellent mobility and enhanced usability, while its flexible range of ergonomic adjustments ensures that any camera operator, regardless of stature or physique, can support the camcorder firmly and, above all, comfortably.

### Professional functions and switch layout

In addition to the Full Auto Shooting to handle difficult or variable lighting environments, the GY-HD251 is equipped with an array of functions that give professionals creative flexibility. These include, amongst others, zebra, gain, white balance and full shutter control. Also, the GY-HD251's switches have been positioned where professional camera operators expect them to be. Shooting is intuitive, precise, easy, and error-free, because there is no learning process to go through. The GY-HD251 is the ideal camera for any assignment.

### Detachable 230,000-pixel LCD color viewfinder

The viewfinder's eyepiece can be moved backwards and forwards and can also be adjusted laterally for left or right eye shooting, so the viewfinder can fit any operator comfortably. JVC's own developed Focus Assist control (see this page) ensures fast and easy focusing. To make focusing even easier, a black and white mode is available. Stronger contrast and reduced colour noise make visualisation and composition easier in this mode and put less strain on your eyes so you can shoot for longer periods. You can also keep using the viewfinder even when using the LCD display. If not required, the viewfinder may be detached.



# GY-HD251

## ProHD Compact Shoulder Camcorder (HDV/DV Input/output)

### 3.5" LCD display panel\*

This 250,000-pixel 3.5" colour TFT LCD monitor provides a high-resolution image during shooting and playback. JVC's own developed Focus Assist control (see this page) ensures fast and easy focusing. A push button selects three display modes:

1. Video only
2. Video images with text information overlay including time, status, mode and other data are shown on the screen.
3. Only information such as time, status, mode, time code, audio levels and other data is shown on the screen. When the LCD display panel is in this mode, the viewfinder can also be used.



### Various audio-related functions

When colour bars are output, an audio reference level (test tone) can also be output if required. This is requested via the menu. The audio reference level can be set at -12 dB or -20 dB as required. To minimise extraneous noise picked up by the microphone, a "wind cut" function is provided.

### Various control functions

This camcorder has a genlock input capability for synchronisation and time code input/output, making multi-camera shooting possible.

### Versatility and flexibility

#### Camera settings recorded on SD card

Customised settings can be stored on a standard SD memory card and loaded into another GY-HD251 or changed on site, as required.

#### IEEE 1394 interface/HDSDI output interface

A convenient IEEE 1394 interface allows easy direct connection to NLE systems or to a PC for capturing, editing and archiving.

An HDSDI (High Definition Serial Digital Interface) is also provided to enable transmission of uncompressed digital HD signals via co-axial cable. Since the HDSDI interface can use existing SDI (Serial Digital Interface) cabling, re-equipping studios is much easier.

### User-friendly design

#### Universal ergonomic design

Adapts to fit anybody comfortably because of the shoulder pad that can be moved back and forth, the left-eye right-eye viewfinder with eyepiece that can also be adjusted back and forth, and the padded audio monitor that adjusts up & down.



#### Patented "FOCUS ASSIST" function

A JVC patented device, Focus Assist, turns focusing into an easy, fast and accurate process. When Focus Assist is activated, the picture in the viewfinder becomes monochrome and all objects which are in focus take on a coloured fringe. In addition to the factory default Middle position, Low and High positions are available. In the Low position, you can limit the area in focus for more precise focusing. This is particularly

helpful when using the technique of pulling focus. Focus Assist works equally in the 0.44" viewfinder and the 3.5" LCD panel. There are two Focus Assist buttons, one for each of handheld and shoulder operation.



Out-of-focus image



In-focus image

The edge of the in-focus subject is shown in color, telling the operator that the subject is in-focus. A major benefit of this system is that it operates in real time.

### Connect to optional external HDD

The camcorder has a hard disk drive accessory option, DR-HD100, which connects via the IEEE 1394 port, allowing footage to be edited immediately without having to wait for data to be transferred.

### Other features

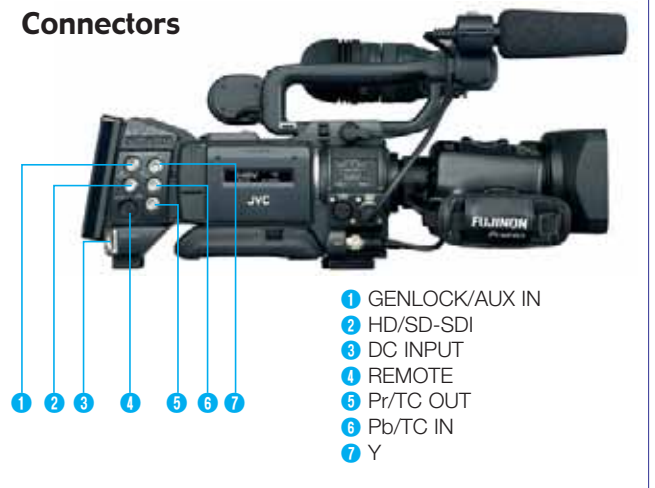
- Two XLR audio inputs
- Full Auto Shooting
- Color matrix
- LCD mirror mode
- Three-mode composite out
- Color bars

### KA-HD250



(LCD viewfinder and mount holder is option)

### Connectors



- 1 GENLOCK/AUX IN
- 2 HD/SD-SDI
- 3 DC INPUT
- 4 REMOTE
- 5 Pr/TC OUT
- 6 Pb/TC IN
- 7 Y

## DR-HD100 Hard Disk Drive incorporating the latest DTE (Direct to Edit™) technology

### Connects to GY-HD251 camcorder

The DR-HD100 has been designed specifically to attach to the GY-HD251 camcorder. Interlocked to the camcorder's record trigger, HD and SD images can be recorded together with audio and time code. It is powered by either a built-in rechargeable or an external battery. The DR-HD100 is supplied with its own cradle, from which it is detached easily. Optional bracketry is available for mounting the HDD recorder at the rear of the camcorder.

**Compatible with popular NLE systems for HDV and DV editing**  
DTE™ technology permits the DR-HD100 recording data in HDV and DV to be set to the NLE's native file format. This means that no time is lost to the lengthy processes of file transfer and rendering. Use DR-HD100 instantly with the most popular applications from Adobe, Apple, Avid, Canopus and many more. As new application support is released, the DR-HD100 can be updated in the field with new system software, by an easy process using the disk drive itself.

### Integrated with camcorder and disk drive operation

Attached with the GY-HD251, the DR-HD100's record and record/pause functions are controlled from the camcorder. Time code generated by the camcorder is recorded to files on the DR-HD100 and DR-HD100 status and other information appears in the viewfinder and LCD display.

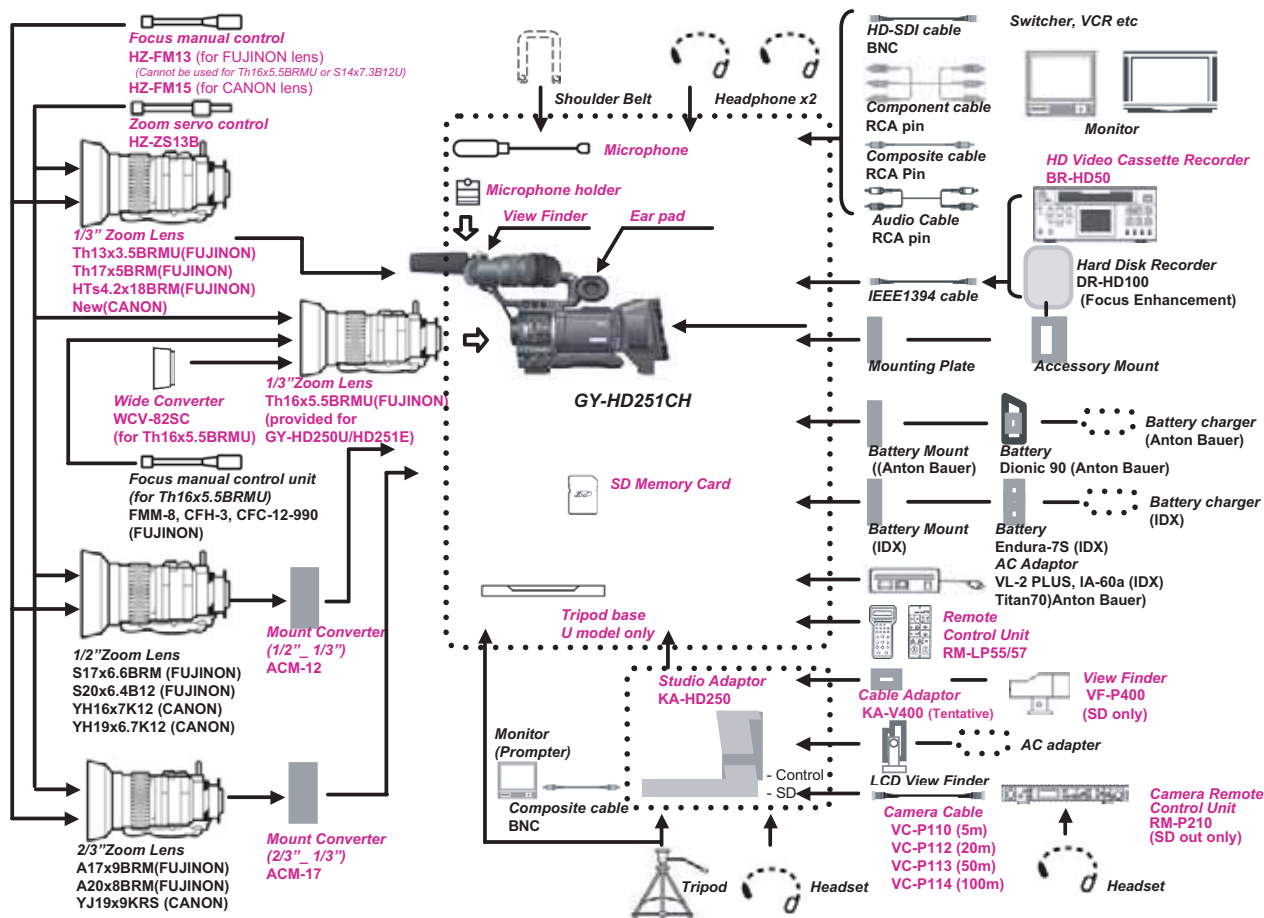
### Long record times

This hard disk drive option extends uninterrupted record time by hours. For example, an 80GB FireWire drive can store 6 hours of DV video and 7.5 hours of HDV video, and a 40GB drive does half these times. It is possible also to daisy chain up to four external drives of different capacities to the DR-HD100, enabling uninterrupted recording of incredibly long durations.

### LCD display and playback modes

The DR-HD100 features a detailed LCD that displays system mode, time code and disk space remaining. When used with the GY-HD251 camcorder (with external HDV & DV input) clips can be reviewed on the viewfinder, LCD panel or external monitor, by using DR-HD100's playback mode. Functions include record, play, pause, stop, forward index, back index and multi speed fast forward and rewind.

## System configuration



# Options and related equipment

## CAMCORDER OPTIONS

1/3" High quality zoom lens



■ Hs18x4.2BRM-M48  
(Fujinon)

1/3" Wide zoom lens



■ Th13x3.5BRMU  
(Fujinon)

1/3" Zoom lens

Image not available

■ Th17x5BRM

1/3" MD Zoom lens

Image not available

■ Th17x5BHD

1/3" High quality zoom lens



■ KT20x5BKRS

2/3" Bayonet mount converter



■ ACM-17

1/2" Bayonet mount converter



■ ACM-12

Wide converter



■ WCV-82SC  
for use with the Th16x5BRMU

Film lens adapter Mini 35  
from P&S Technik



Anton Bauer battery



■ Dionics 90 (Battery)  
■ Titan70 (Adapter)

IDX battery



■ VL-2 (Charger)  
■ Endura E-7S (Battery)

PAG battery



■ 9382L95 (Battery)  
■ 9613 (Charger)

Microphone



■ MV-P615U

ProHD recorder



■ BR-HD50U

Studio adapter



■ KA-HD250U

Camera control unit



■ RM-P210E

Remote control unit



■ RM-LP55U  
■ RM-LP57U

Manual zoom control



■ HZ-ZS13BU  
■ HZ-ZS100U (Handle zoom)

Manual focus control



■ HZ-FM13U\* (Fujinon)  
■ HZ-FM15U (Canon)  
\*The HZ-FM13 cannot be used for S14 and Th16 lenses.  
Use Fujinon FMM-8; Module unit/CFH-3; Grip/CFC-12-990; Cable

## ProHD TAPES



■ M-DV63PROHD  
ProHD tapes (miniDV size)  
■ M-DV12CL  
MiniDV cleaning tape

## HARD DISK DRIVES



■ DR-HD100-40  
■ DR-HD100-80

10" HDTV monitor



■ DT-V100CG

## MONITORS

17" HDTV monitor




■ DTV-1710CG

40" LCD HDTV monitor



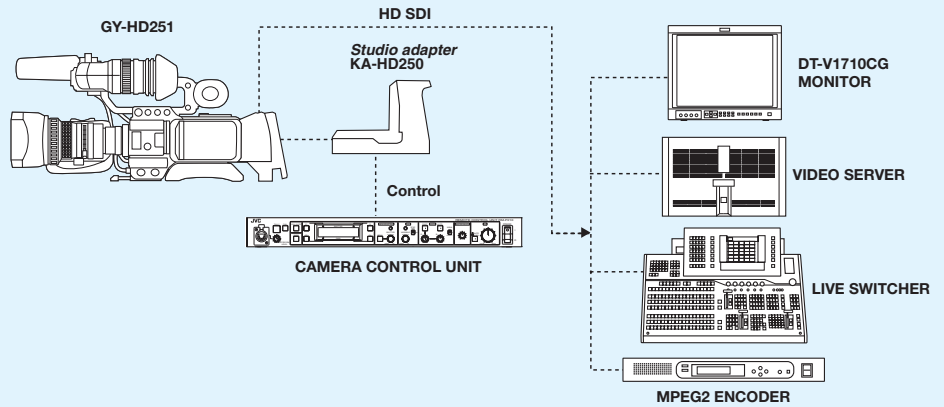
■ GM-H40L

# Powerful support for a wide range of applications



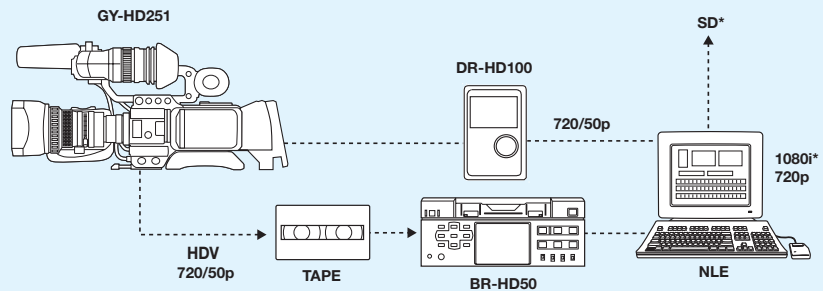
## Studio production

By combining the GY-HD251 with the KA-HD250 adapter, you can create a studio system with camera control and tally/incom bi-directional communication via 26-pin multi-core cable. For video/audio transmission, the HD/SD SDI allows long-distance digital transmission at 1.5 Gbps with minimal degradation via a separate coaxial cable.



## Live HD recording

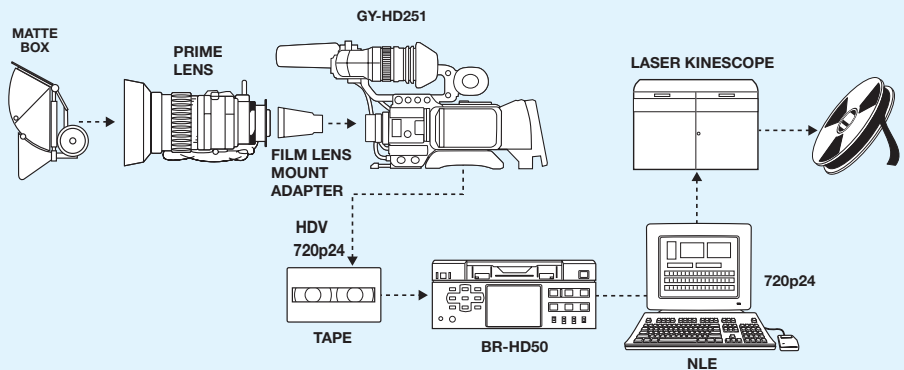
With 720/50p acquisition capability, you can record smooth, full-frame high-quality images. Also, with genlock input and time code input/output, multi-camera shooting is possible. When the GY-HD251 is combined with the DR-HD100, hybrid (HDD and tape) high-quality ENG is possible.



\*NLE dependant

## HD cinematography

In addition to the 720p and 24p, advanced cinelike/cinema gamma is provided, allowing you to capture images with a more film-like appearance. With the optional film lens mount adapter, you can mount the prime film lens, creating an affordable digital cinematography system with image inverse function.



# Specifications

## GY-HD251E

### [General]

Power requirement: DC 12 V  
 Power consumption: Approx. 20 W (in the Record mode)  
 Dimensions: 224 (W) x 243 (H) x 401(D) mm  
 (8-13/16" x 9-1/2" x 15-3/4")  
 Mass: 3.7 kg (7.6 lbs.) (including lens(Th16x5.5BRMU), viewfinder, microphone and tape)  
 Temperature  
 Operating: 0°C to 40°C (32°F to 104°F)  
 Storage: -20°C to 60°C (-4°F to 140°F)  
 Humidity  
 Operating: 30% to 80% RH  
 Storage: 85% RH or less

### [Camera section]

Image pickup device: 1/3" interline-transfer CCDs  
 Color separation optical system: F1.4, 3-color separation prism  
 Number of pixels: Total: Approx. 1,110,000 pixels  
 Color bars: HD-SMPTE HDTV colour bars  
 NTSC-SMPTE type color bars(GY-HD251U)/PAL-ÆFEBU colour bars(GY-HD251E)  
 Sync system: Internal sync (built-in SSG)  
 External sync: BB, VBS, signal or HD tri-sync signal  
 Lens mount: 1/3" bayonet system  
 ND filter: +1/4ND, +1/16ND  
 Gain: 0, 6, 9, 12, 15, 18 dB, ALC  
 Electronic shutter  
 Standard value: 59.94 Hz (GY-HD251U)/50 Hz (GY-HD251E)  
 Fixed values: 7.5-10,000 Hz, 11 steps (HDV HD60P/HDV HD30p;DV 60i mode:GY-HD251U only) 6.25-10,000 Hz 11 steps (HDV HD50p/HDV HD25p;DV 50i/DV25p mode:GY-HD251E only), 6-10,000Hz, 12 steps(HDV HD24p/DV 24p:GY-HD251U only)  
 Variable scan: about 60 to 10,000Hz (HDV HD60p/HDV HD30p; DV60i:GY-HD251U only) about 50 to 10,000 Hz (HDV HD50p/HDV HD25p;DV 50i/25p mode), about 24-10,000Hz (HDV 24p;DV24p: GY-HD251U only)

### [VTR section]

[Video]  
 Recording format: 720/24p, 720/25p, 720/30p, 720/50p, 720/60p (GY-HD251U /HD251E)  
 480/24p, 480/60i (GY-HD251U) 576/25p, 576/50i (GY-HD251E)  
 Video Format:  
 [HDV]  
 Video signal recording format: HD1 format, 8-bit, 19.7 Mbps  
 Compression: MPEG-2 video (profile & level: MP@H-14)  
 Sampling frequencies: 720/60p: 74.25/1.001 MHz (4:2:0 component), 720/50p: 74.25 MHz (4:2:0 component), 1080/60i: 74.25/1.001 MHz (4:2:0 component, up conversion only), 1080/50i: 74.25 MHz (4:2:0 component, up conversion only)  
 [DV]  
 Video signal recording format: DV format, 8-bit, 25 Mbps  
 Compression: DV compression, 4:1:1 (NTSC)/4:2:0 (PAL)  
 [Audio]  
 [HDV]  
 Audio signal recording format: MPEG1 Audio Layer II  
 [DV]  
 Audio signal recording format: 16-bit (locked audio), 48 kHz PCM for 2 channels or 12-bit, 32 kHz PCM for 4 channels  
 Usable tape: Mini DV tape  
 Tape speed: 18.812 mm/sec. (NTSC), 18.831 mm/sec. (PAL)  
 Record/play time: 63 minutes (with an M-DV63PROHD tape)

### [Connectors]

HD/SD SDI output: 0.8 V (p-p), 75 ohms, unbalanced (BNC)  
 HD-SDI: SMPTE292M/299M standard(embedded audio)  
 SD-SDI: SMPTE259M/272M standard(embedded audio)  
 Analog composite output: 1.0 V (p-p), 75 ohms, unbalanced (RCA)  
 Analog component output:  
 Y: 1.0 V (p-p), 75 ohms, unbalanced (BNC)  
 R-Y/B-Y: 0.7 V (p-p), 75 ohms, unbalanced (BNC)  
 Analog composite input: 1.0 V (p-p), 75 ohms, unbalanced (BNC: switchable from Genlock input)  
 Genlock input: 1.0 V (p-p), 75 ohms, unbalanced (BNC)  
 Audio inputs  
 Mic: -60 dBs, 3 kohms, balanced (XLR), +48 V output for phantom power supply  
 Line: +4 dBs, 10 kohms, balanced (XLR)  
 Audio outputs: -8 dBs, low impedance, unbalanced (RCA)  
 Earphone jack: -18 dBs to -60 dBs, 8-ohm impedance (stereo mini-jack x2)  
 Time code input: 1.0V-4.0V, high impedance, unbalanced (BNC: switchable from component output)  
 Time code output: 1.0V-4.0V, low impedance, unbalanced (BNC: switchable from component output)  
 IEEE1394 connector: 6-pin  
 Remote connector: DIN 6-pin

### [Accessories provided]

Viewfinder x 1, Lens (Th16x5.5BRM) x 1, Microphone x 1, SD memory card x 1

## RECORDING FORMAT

	Recording (Shooting)	Rec on tape	1394 out	Component/SDI out (EE out)		Composite out	251E	250U
HD (HDV)	720/60p	←	←	←		480/60i	—	—
	720/30p	←	←	720/30p		480/60i	—	—
	720/50p	←	←	←		576/50i	—	—
	720/25p	←	←	720/50p		576/50i	—	—
	720/24p	←	←	720/60p		480/60i	—	—
HD	1080/60i	N/A	N/A	1080/60i		480/60i	—	—
	1080/50i	N/A	N/A	1080/50i		576/50i	—	—
DV	480/60i	←	←	←		←	N/A	—
	576/50i	←	←	←		←	—	N/A
	480/60i (24p)	←	←	←		←	N/A	—
	576/50i (25p)	←	←	←		←	—	N/A

	Playback	1394 out	Component/SDI out				Composite out	251E	250U
HDV	720/60p	←	480/60i	480/60p	1080/60i	720/60pi	480/60pi	—	—
	720/30p	←	↑	↑	↑	↑	↑	—	—
	720/50p	←	576/50i	576/50p	1080/50i	720/50p	576/50i	—	—
	720/25p	←	↑	↑	↑	↑	↑	—	—
	720/24p	←	480/60i	480/60p	1080/60i	720/60p	480/60i	—	—
DV	480/60i	←	N/A	←	←	←	←	N/A	—
	576/50i	←	N/A	←	←	←	←	—	N/A
	480/60i (24p)	←	←	←	←	←	←	N/A	—
	576/50i (24p)	←	←	←	←	←	←	—	N/A

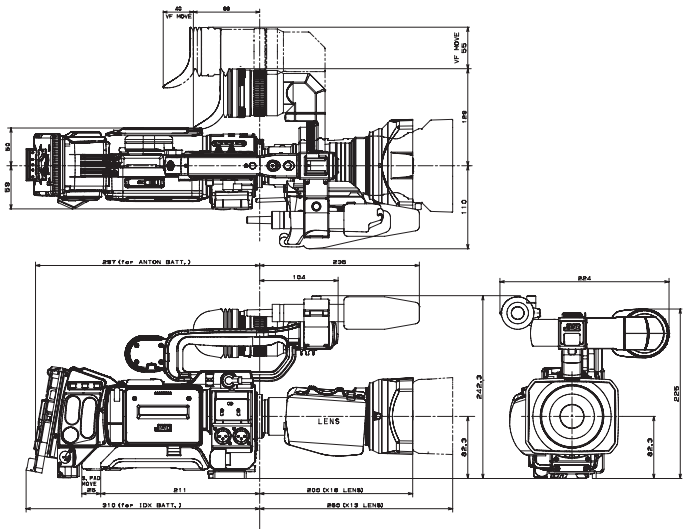
	Recording (1394 in)	Rec on tape	Component/SDI out				Composite out	251E	250U
HDV	720/60p	←	480/60i	480/60p	1080/60i	720/60pi	480/60pi	—	—
	720/30p	←	↑	↑	↑	↑	↑	—	—
	720/50p	←	576/50i	576/50p	1080/50i	720/50p	576/50i	—	—
	720/25p	←	↑	↑	↑	↑	↑	—	—
	720/24p	←	480/60i	480/60p	1080/60i	720/60p	480/60i	—	—
DV	480/60i	←	←	←	←	←	←	N/A	—
	576/50i	←	←	←	←	←	←	—	N/A
	480/60i (24p)	←	←	←	←	←	←	N/A	—
	576/50i (24p)	←	←	←	←	←	←	—	N/A

	Recording (1394 in)	Rec on tape	Component/SDI out				Composite out	251E	250U
HD									
DV	480/60i	←	←	←	←	←	←	N/A	—
	576/50i	←	←	←	←	←	←	—	N/A

## DIMENSIONS

Unit: mm (inches)

### ■ GY-HD251



\* HDV™ and HDV™ logo are trademarks of Sony Corporation and Victor Company of Japan, Limited (JVC).  
 \* DVCAM™ is a registered trademark of Sony Corporation.  
 \* DTE™ (Direct to Edit™) is a registered trademark of Focus Enhancements.  
 \* Product and company names mentioned here are trademarks or registered trademarks of their respective owners.

Simulated pictures.  
 The values for weight and dimensions are approximate.  
 E. & O.E. Design and specifications subject to change without notice.



DISTRIBUTED BY

