


# SKATEER<sup>®</sup>

## mini



Cinec Award  
2004

# If you want to move the camera... move just the camera

Discover the power of the SKATER Mini, the flattest camera tracking device ever with a height of only 2.0 inch / 51,4 mm ! (to mounting surface of camera).

But the SKATER Mini is not only flat...



1)

...it allows you tilt angles from +/- 20° for almost any camera...



2)

...or an even bigger tilt range of +/-30° just by changing to an optional rocker in a few seconds...




3)

... use the scale to adjust the wheel direction...



4)

... and track straight...



5)

... or sideways...




6)

... or any direction your client likes to see...



7)

... point the axis of all wheels to any point in front of the camera and circle around an object...



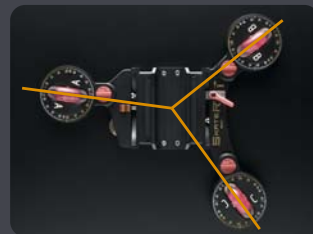
8)

... or pick any other point as a center of rotation and create interesting curved moves...



9)

... with special marks on the scale you can even do basic panning shots...



10)

... or simply block the wheels, giving you an adjustable rocker plate for really low camera angles.

## The idea behind the SKATER®

The idea behind the SKATER Mini is fairly simple. It basically takes advantage of a friction tilt head on which tracking wheels are directly attached optimized for an extremely low camera position.

Because the SKATER Mini is so small and lightweight it allows you to move the camera by yourself, giving you direct control over tracking shots in any direction, as well as all sorts of curved moves. You can precisely define any center of rotation at any diameter.

It's all your decision: whether you like to orbit around an object right in front of the lens or make a curved move into a final product shot...

Shots which would normally require sophisticated rigging or even motion control can now be executed with almost no prep time.

Alfred Piffli, CEO P+S Technik:

"I like the idea of seeing a camerahead and a dolly no longer as two separate units. If you melt them together, you are suddenly capable of designing a system that is as low as a normal rocker plate and not much bigger than the camera itself. The SKATER is extremely small, easy to use and it offers quite an amazing amount of different functions. Especially today, where time is such an important issue in film production, you need something fast and flexible."

Sebastian Cramer, Director/DOP, who created and patented the SKATER:

"I'm often surprised with the amount of rigging time that is required to achieve a simple camera move. But I guess there are more people out there in this industry who might also be a little impatient. That's why I put quite some energy into the development and patents of the SKATER Mini, which I think is a pretty sexy product. Many thanks to the great team at P+S Technik, it's such fun working with you."



## Looking more closely



To precisely adjust the alignment of each wheel, detailed scales indicate the angle of the selected tracking direction. To provide long lasting readability, all numbers and lines are engraved showing white and yellow numbers for positive or negative alignment.

Additional marks "o" and "L" in orange show settings to either execute center rotation or to block the SKATER Mini. To avoid unintentional change of the wheel directions simply turn the orange blocking knob.



To avoid a change of position when the system is not being operated, a brake can be used to fix the current position.



Any selected tilt angle should be fixed with a friction brake.

To change from the standard rocker to the +/- 30° rocker you simply unlock it, slide it out and replace it. No further adjustment is necessary.



An integrated dovetail is supplied allowing to work directly with most cine sliding plates.

If not required, remove the dovetail and mount any camera using 3/8" screws.

## Accessories for SKATER<sup>®</sup> Mini



The +/-30° Rocker allows to adjust tilt angles on a wide range of 60°. The mounting surface of a camera still remains extremely low with only 2.8 inch (7.1cm) above ground.



For a quick setup on set use a small laminated table providing wheel angles for more than 20 rotation centers in front of the camera. Front side shows inch, back shows cm units.



Discover the power of the SKATER Mini laserpointer! Just place it into the two registration pins on the scale and point to any desired rotation center to adjust wheel directions.



Precisely align all wheels with the Rotation Calculator available for free download in Excel or Palm versions. Define any rotation point and use calculated angles for all wheels.



The rigid SKATER Mini aluminium flight case has a size of only 500 x 425 x 115mm. It also allows storing space for the +/-30° rocker and additional accessories.



Use two Levelling Supports to hold and easily level a tracking board for your SKATER Mini and work at any camera height. The 28mm-Pin fits directly into standard lighting equipment.



Use the SKATER Mini Steadybag to place the camera directly on the frame of the SKATER Mini. It allows to work with dutched camera angles. You can also start to track on the Steadybag, then grab the camera and continue hand-held...

## Order Information

Order No. Article  
20768 SKATER Mini, including +/-20° rocker  
Dovetail for 20° rocker  
2 Rotation Tables  
download of Rotation Calculator

### SKATER Mini Accessories:

20629 SKATER Mini +/-30° Rocker including dovetail  
20658 SKATER Mini Laserpointer  
20659 SKATER Mini Flight Case  
20671 SKATER Mini Steadybag  
21035 SKATER Mini Levelling Support (28mm-Pin)  
20769 SKATER Mini additional Rotation Table

## Specifications

Width	436.5mm / 17,2"
Length	385.0mm / 15.2"
Height including wheels	72.0mm / 2.83"
Mounting height with +/-20° Rocker	51.4mm / 2.0"
Mounting height with +/-30° Rocker	71.0mm / 2.8"
Weight incl. +/-20° Rocker	3800 grams / 8,38 lbs
For cameras up to	30 kg / 66 lbs
Size of Flight Case	500x425x115mm
Best operating temperature	-0° - 40°C

(Tilt range may vary depending on the mounted camera)

SKATER is a registered Trademark  
PAT. 10329747 PAT. PENDING  
Built under license of S. Cramer, [www.scramer.com](http://www.scramer.com)

For order and support please contact P+S TECHNIK.

Rotation Calculator and Operating Manual is available as a free download. Mail to [info@pstechnik.de](mailto:info@pstechnik.de) for a free DVD with work samples showing the SKATER Mini in various productions from commercials to feature films. Most of the material is also available online as Quicktime streams under [www.pstechnik.de](http://www.pstechnik.de).