

**NTSC** WV-CP500 (120 V AC)  
WV-CP504 (24 V AC or 12 V DC)

**PAL** WV-CP500 (220 ~ 240 V AC)  
WV-CP504 (24 V AC or 12 V DC)

**Preliminary**



### Super Dynamic 5 Day/Night Camera with ABS (Adaptive Black Stretch), i-VMD (intelligent-Video Motion Detection) and ABF (Auto Back Focus)

#### Key Features

- **Super Dynamic 5** delivers Superior image by fusion of Super Dynamic, ABS (Adaptive Black Stretch) and i-VMD (intelligent-Video Motion Detection) compensation technology.
- High resolution: 650 TV lines typical (Color mode), 700 TV lines minimum (B/W mode)
- High sensitivity with Day/Night function: 0.3 lux (Color), 0.04 lux (B/W) at F1.4. IR cut filter switches on/off to enhance the sensitivity in B/W mode.
- i-VMD (intelligent-Video Motion Detection) including video motion detection, object detection (removal and left behind), scene change detection when lens is covered, spray painted, removed or defocused
- ABF (Auto Back Focus) ensures easy installation and stable focus in both color and B/W modes.
- 3-dimensional color conversion function for natural color reproduction even in lower color temperature situation
- Adaptive Digital Noise Reduction: Integration of 2D-DNR and 3D-DNR ensures noise reduction in various conditions.
- Electronic sensitivity enhancement: Auto (Up to 32x) / Manual (Up to 32x)
- Electronic shutter from 1/100 (NTSC), 1/120 (PAL) to 1/10,000 sec.
- Digital zoom: Up to 2x
- Alarm input and alarm output terminals
- Auto Image Stabilizer for applications where vibration or wind is a concern

- Internal / Line-lock / Multiplexed Vertical Drive (VD2) synchronization
- Over the coaxial cable data communication
- 16 alphanumeric camera title display
- Multi language: English, French, Italian, Spanish, German, Russian, Japanese

#### Standard Accessories

- CD-ROM (including Operating Instructions) ..... 1 pc.
- AC Power Cord (for WV-CP500) ... 1 pc.
- Operating Instructions ..... 1 pc.
- Power Cord Plug (for WV-CP504) ... 1 pc.

#### Optional Accessories

<p>1/3 inch High Resolution 2x Varifocal Lens <b>WV-LZA62/2</b> (2.8 ~ 6 mm) F1.4 (Wide) F2.1 (Tele)</p> 	<p>1/3 inch 2x Varifocal Lens <b>WV-LZA61/2S</b> (3.8 ~ 8 mm) F1.4 (Wide) F1.8 (Tele)</p> 	<p>1/3 inch 8x Varifocal Lens <b>WV-LZ62/8S</b> (5 ~ 40 mm) F1.6 (Wide) F1.9 (Tele)</p> 
---	---	---

## Specifications

TV System	NTSC	PAL
<b>Camera</b>		
Image Sensor	1/3 inch interline transfer CCD	
Effective Pixels	976 (H) x 494 (V)	976 (H) x 582 (V)
Scanning Mode	2:1 interlace scan	
Scanning Area	4.8 (H) x 3.6 (V) mm	
Scanning Frequency	Horizontal: 15,734 kHz Vertical: 59.94 Hz	Horizontal: 15,625 kHz Vertical: 50 Hz
Scanning Line	525 lines	625 lines
Horizontal Resolution	650 TV lines typical at color mode, 700 TV lines at B/W mode	
Minimum Illumination	Color: 0.3 lux (SENS UP: OFF), 0.01 lux* (SENS UP: 32x) at F1.4 B/W: 0.04 lux (SENS UP: OFF), 0.0015 lux* (SENS UP: 32x) at F1.4	
Signal-to-Noise Ratio	50 dB (AGC Off, Weight On)	
White Balance	ATW1 (2,700 - 6,000 K), ATW2 (2,000 - 6,000 K), or AWC (2,000 - 10,000 K)	
Light Control	ALC / ALC+ / ELC	
AGC	ON (HIGH / MID / LOW), or OFF	
Super Dynamic 5	ON / ON (i-VMD) / OFF (with BLC masking 8 x 6 areas)	
Dynamic Range	52 dB typical (Super Dynamic 5 ON)	54 dB typical (Super Dynamic 5 ON)
Electronic Shutter	OFF (1/60), 1/100, 1/250, 1/500, 1/1,000, 1/2,000, 1/4,000, 1/10,000 s	OFF (1/50), 1/120, 1/250, 1/500, 1/1,000, 1/2,000, 1/4,000, 1/10,000 s
Electronic Sensitivity UP	OFF / AUTO (2x, 4x, 6x, 10x, 16x, 32x) / FIX (2x, 4x, 6x, 10x, 16x, 32x)	
Digital Noise Reduction	Low / High	
Black and White Mode	Mode: AUTO1 / AUTO2 / ON / OFF with external control, Level: High / Low	
Digital Zoom	ON (up to 2x) / OFF	
Scene File	2 patterns	
i-VMD (Intelligent-Video Motion Detection)	Video Motion Detection Object Detection (Removal and Left Behind) Scene Change Detection	
Privacy Zone	ON (Gray / Mosaic) or OFF	
Auto Image Stabilizer	ON / OFF	
Camera Title	Up to 16 characters	
Lens Mount	CS-mount	
Lens ALC Drive	DC	
Back Focus Adjustment	ABF (AUTO / PRESET / FIX), MANUAL-ADJ	
Synchronization	Internal (INT), Multiplexed Vertical Drive (VD2), Line-Lock (LL)	
<b>Input/Output</b>		
Video Output	1.0 V [P-P] / NTSC composite 75 Ω / BNC Connector Multiplexed VD2 and control data capable	1.0 V [P-P] / PAL composite 75 Ω / BNC Connector Multiplexed VD2 and control data capable
External I/O Terminals	ALARM IN: 1 (OFF / ALARM / VMD PERMIT / BW / SCENE2) ALARM OUT: 1 (OFF / ALARM / BW)	
<b>General</b>		
Setup Method	OSD setup menu	
Language	English, Russian (For setup menu and camera title), German, French, Italian, Spanish (For setup menu), Japanese (Only for camera title. Setup menu is in English.)	
Safety/EMC Standard	UL (UL60065), FCC (Part15 ClassA), C-UL (CAN/CSA C22.2 No.60065), DOC (ICES003 ClassA)	CE (EN60065, EN55022 ClassB, EN55024), GOST (GOST R 51558)
Power Source and Power Consumption	WV-CP500: 120 V AC 60 Hz, 3.2 W WV-CP504: 24 V AC 60 Hz, 3.6 W 12 V DC, 310 mA	WV-CP500: 220 ~ 240 V AC 50 Hz, 3.7 W WV-CP504: 24 V AC 50 Hz, 3.6 W 12 V DC, 310 mA
Ambient Operating Temperature	-10 °C ~ +50 °C (14 °F ~ 122 °F)	
Ambient Operating Humidity	90 % or less (without condensation)	
Dimensions	WV-CP500: 75 mm (W) x 65 mm (H) x 132.5 mm (D) (2-15/16" (W) x 2-9/16" (H) x 5-3/16" (D)) WV-CP504: 72 mm (W) x 65 mm (H) x 103.5 mm (D) (2-13/16" (W) x 2-9/16" (H) x 4-1/16" (D))	
Weight (approx.)	WV-CP500: 430 g (0.95 lbs.) (without power cord) WV-CP504: 350 g (0.77 lbs.)	

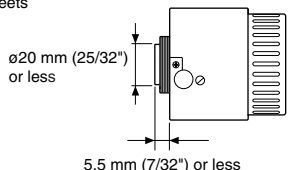
\* Estimated figure

## Compatible Panasonic lenses:

WV-LZA62/2, WV-LZA61/2S, WV-LZ62/8S, WV-LZ61/15, WV-LZ80/2,  
WV-LZ81/6A (NTSC only), WV-LZ81/6 (PAL only), WV-LZ81/10

## In case of use of other lenses:

Please select lenses that meets the following:



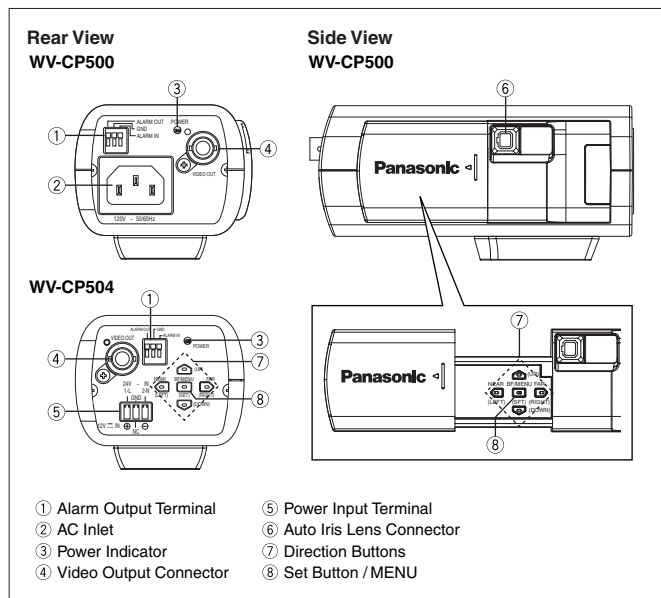
## Trademarks and registered trademarks

- "Super Dynamic", "SDII", "SDIII", "SD5", "SD5Link" and "i-Pro" logos are trademarks or registered trademarks of Panasonic Corporation.

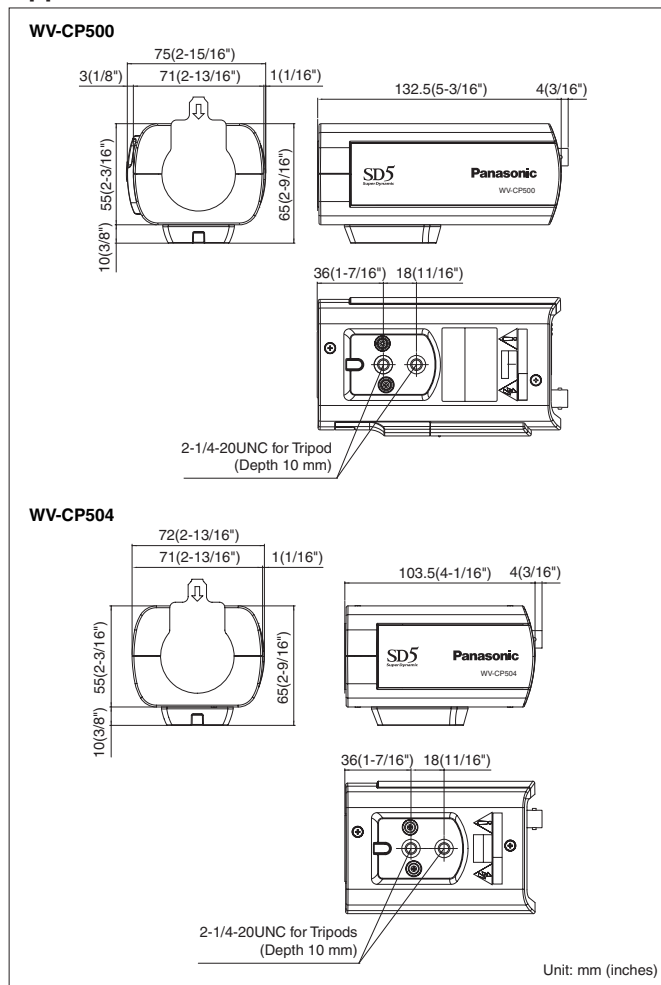
## Important

- Safety Precaution: carefully read the operating instructions and installation manual before using this product.

## Part Names and Functions



## Appearance



- All TV pictures are simulated.
- Weights and dimensions are approximate.
- Specifications are subject to change without notice.
- These products may be subject to export control regulations.
- All product pictures are NTSC models.

DISTRIBUTED BY:

**Panasonic**

<http://panasonic.net/security/>

Printed in Japan (2A-043AL)