

Panasonic
ideas for life

**Industry-leading
Flat Panel Displays**



Have assembly and installation done by a qualified electrician.
Simulated pictures on screen.
Specifications are subject to change without notice. Printed in Japan

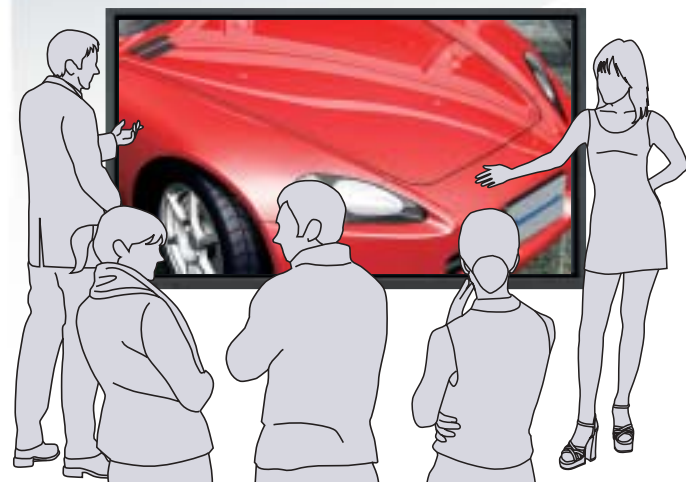
Image Quality and Versatility that Lead the Industry

Panasonic's business-use flat panel displays lead the industry in image quality and functions and are available in screen sizes from 32 to 65 inches.

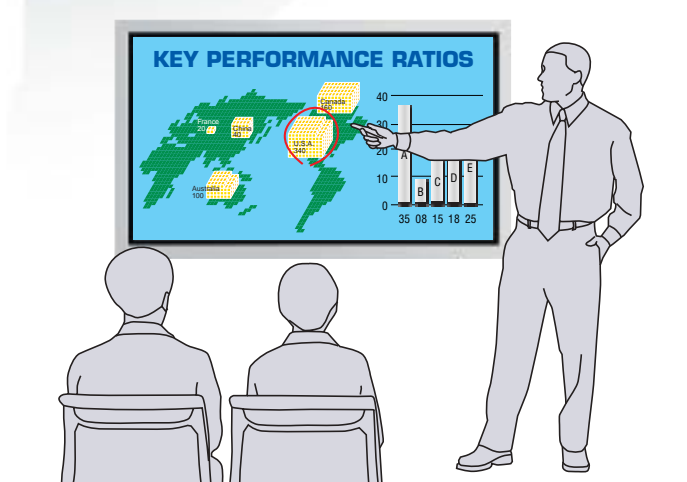
Because flat panel displays are used in a variety of applications, they must meet a range of requirements. They must offer clear, faithful images. And they must provide advanced functions, screen sizes large enough for the installation location, and selectable cabinet colours (in this case, black or silver) to match their surroundings.

Panasonic flat panel displays provide all that and more. Our quest to lead the industry in image quality and innovative functions has led to a new lineup of eleven models in five sizes and two cabinet colours.

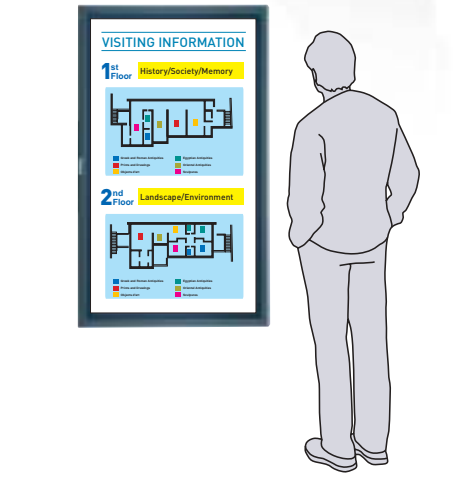
Throughout this new lineup you'll see Panasonic's commitment to providing high-performance flat panel displays that meet the widest range of professional applications.



The 65-inch plasma display has the powerful presence needed to draw attention in even a large event area. With its large screen and high resolution, this unit displays images that look clear and crisp even from a distance. It's also suitable for lecture halls and amusement facilities.



At business meetings, presentations and other situations calling for powerful visual impact, you can count on this 50-inch high-definition plasma display. An optional touch panel adds sophistication and ease. The system can be upgraded to display handwritten notes for even greater persuasive power.



When set up for portrait display, this 42-inch plasma display is similar in size and aspect ratio to a movie-size poster. Use it as a moving image poster. Or upgrade the system with a scheduling function that displays content according to the correct time zone, and use it as a digital signboard.



The 37-inch plasma display fits well in stores. It can display images from two video sources at the same time, making it ideal for information display in stores, show windows and other uses.



The 32-inch LCD display is perfect when space is at a premium. Function slots let you customise the unit for a specific application. This panel is suitable for displaying both text and still images.

Unmatched Expandability

The triple function slots* and a host of optional function boards offer outstanding flexibility and adaptability.



With Analogue Equipment

Video terminal boards let you connect an S-VHS VCR or video camera. The TY-42TM6B has a video output terminal too, so you can also connect a sub-monitor device for monitoring images.



With Digital Equipment

The next-generation standard digital interface, HDMI terminal board digitally transfers video and audio signals over a single cable. Connect a compatible DVD player via an HDMI terminal, and the plasma display can reproduce images with the equivalent of 4,096 gradation levels.



With Broadcast Equipment

SDI/HD-SDI terminal boards are compatible with the SDI or HD-SDI (for HDTV) systems used in broadcasting studios. Panasonic displays are compatible with HD-SDI signals. With these boards, the display can reproduce crisp, clear images in a studio or control room.



With Multiple PCs

A PC input terminal board lets you connect multiple PCs. This can be ideal in conference rooms, classrooms, lecture halls and other sites where PCs are often used.



Wireless PC Connection

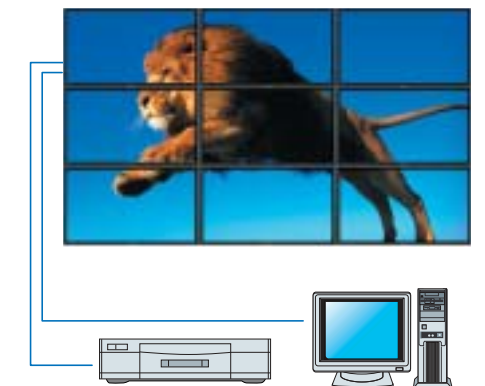
A wireless presentation board lets you display signals from up to four notebook PCs at the same time. This makes it easy to get a presentation or meeting underway quickly, without the time and trouble of connecting a number of cables.



Multi-Screen System

The RGB active-through terminal board lets you daisy-chain a number of panels to create a multi-screen plasma display system.

Note: TH-32LHD7 series cannot be used in multi-screen applications.



With triple function slots* and a variety of terminal boards, you have the flexibility to configure a system that's ideally suited to the content to be displayed. Create a customised system that meets your exact needs. Combined with the superb image quality, this level of flexibility makes Panasonic flat panel displays a high-performance solution to a range of applications.

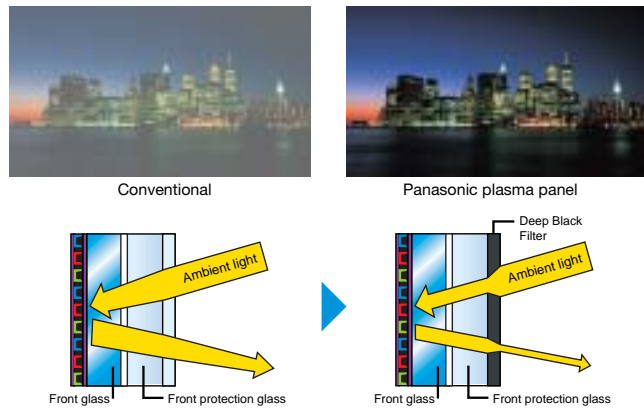
* TH-37PWD8 series and 32LHD7 series are equipped with dual function slots.

Industry's Best Picture Quality

Industry's Best¹ Bright-Area Contrast of 340:1² — Deep Black Filter³

The front protective glass of the plasma display panel incorporates a Deep Black Filter that suppresses light transmittance and slashes the amount of external light reflected. This technology helps these displays achieve the industry's highest contrast ratio of 340:1² when viewed in bright surroundings.

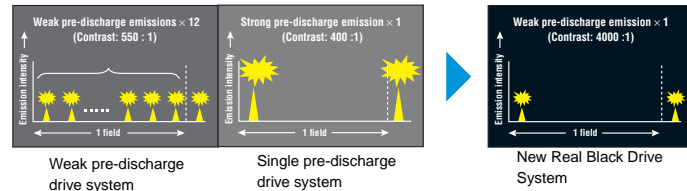
*1: As of July 1, 2005.
*2: For 42" SD model. Measured at 100 lux.



Industry's Highest Level of Dark-Area Contrast — New Real Black Drive System³

By reducing the pre-discharge emission when reproducing black, the New Real Black Drive System provides deeper, richer blacks and a stunning 4000:1 contrast⁴. The result is dramatically enhanced image clarity and realism.

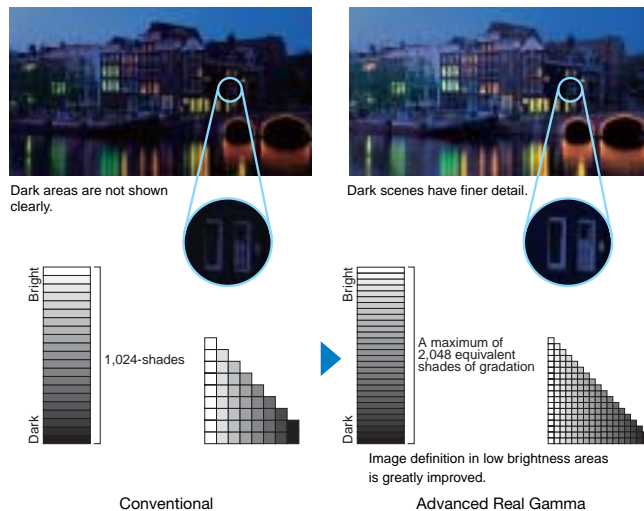
*4: For SD models.



Industry's Highest Level of Gradation Steps — Advanced Real Gamma System³


Panasonic plasma display series uses ultra-precise, maximum 14-bit signal processing to produce vividly rich details. The Advanced Real Gamma System then takes it another step further with full-time, full-pixel 1,536-step gradation and 2,048-step dark-area gradation. This level of gradation brings intricate details and more faithful colour reproduction to all scenes, dark and bright.

* The equivalent of 4,096 steps of gradation can be displayed with DVI or HDMI connection.



Industry's Highest Level of Brightness — Advanced Plasma Panel³

Panasonic plasma display panels feature a bounded cell structure in which wall-like ribs are used to wrap each individual cell. By increasing the area in which the phosphor can be applied, this dramatically improves both light-emitting efficiency and intensity. Furthermore, by optimizing the gas composition ratio, lighting efficiency has been increased by about 15%. The result is the industry's highest level of brightness. You see crisp and clear images even in bright rooms.




Long Service Life of 60,000 Hours³

A new drive circuit and inner panel improvements give Panasonic plasma panels a long service life of approximately 60,000 hours⁵ even with their increased brightness. A newly developed phosphor also raises the plasma displays' resistance to static-image screen burning to the same level as CRT displays.

*5: The time until panel brightness is reduced to half its initial level, when displaying moving images at standard mode. Excludes afterimages and malfunctions.

High-Precision MPD Noise Reduction³

This technology dramatically reduces MPD (Motion Picture Disturbance) noise to deliver crisp, clean moving images. Using a Panasonic original algorithm, it detects motion patterns that tend to generate noise and makes the necessary adjustments to maximise image quality.



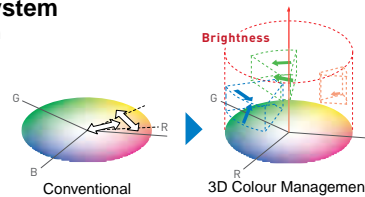
Active I/P Conversion

The Active I/P (Interlace/Progressive) Conversion system detects slow movements more precisely by increasing the range for detecting moving-picture and still-picture pixels. This reduces I/P conversion noise that often occurs when reproducing tiny movements, thereby producing crisper images while raising the vertical resolution in interlaced images.

3D Colour Management System

The 3D Colour Management System achieves precise control based on 3D management in the colour difference plane and brightness directions. This finer level of control produces more expressive images.

Note: The default setting for the 3D Colour Management System is OFF.



Adaptive AGC

Adaptive AGC raises contrast while suppressing noise by detecting and boosting only the image edges.

Note: The default setting for the Adaptive AGC is OFF.

Advanced LCD Panel (TH-32LHD7 series)

Boasting an HD panel with 1,366 x 768 pixels, the TH-32LHD7 series LCD model relays all the detailed beauty of high-definition images. It achieves excellent brightness of 500 cd/m² with high contrast of 800:1. The result is vibrant, finely nuanced images even in brightly lit rooms. The viewing angle of 170° in both horizontal and vertical directions ensures superior legibility over a wide area.

*3: These features found on only plasma models.

Advanced Usability

Advanced Dual Picture Mode


Panasonic plasma displays feature a new Advanced Dual Picture Mode in addition to the conventional Dual Picture Mode. This new mode lets you overlay a video image onto a full-screen PC image. For example, you can superimpose text information from a PC over a video clip, giving you a more effective way to present information. When displaying two separate images, you can select the audio output from either source (previous models reproduced audio from the main source only). Playing back the audio from the sub-source can be useful in teleconferencing, for example.

Note: Plasma models cannot display two images when both are from component video or RGB (PC) signal sources. The Advanced Dual Picture Mode may not work properly with some video signals and is not available on the TH-32LHD7 series.

Advanced Dual Picture Mode




Dual Picture Mode



Remote System Monitoring

In addition to the conventional display control command and power supply/input selection check command, Panasonic flat panel displays feature a new monitor command that lets you check the signal from a distant location. In conventional systems, you had to install a monitoring camera to check the images displayed on an advertising display panel or digital signage system. This new monitor command, on the other hand, lets you monitor images by simply connecting a PC via a serial cable.

Multi-Screen Applications³



The built-in image-enlarging function makes it easier to set up a multi-screen display system with four (2 x 2), nine (3 x 3), or 16 (4 x 4) units. Thanks to the ID control function, you can use the standard remote control unit to control multiple panels individually. There is also a mode that displays a full-screen image, including the edges (the width of the frame) of the display panel — something not possible with previous systems. This is especially suitable for displaying text information, since no words are hidden by the frame.



Note: The ambient temperature varies depending on the installation location. Provide sufficient air conditioning for surrounding conditions.

User-Friendly Remote Control³

Redesigned for easier operation, the remote control unit now features a Power Off button and Direct input select buttons. It also allows ID control in a multi-screen system.



4x Digital Zoom

This function lets you enlarge a portion of an image by up to four times normal size and display it on the full screen. Use this function to give your presentations greater impact.

Note: Digital Zoom does not work in Dual Picture mode. Images of SXGA resolution or higher from a PC or RGB source may not enlarge correctly. Some degradation occurs when images are enlarged.



Vertical Mounting³

The 65-inch, 50-inch and 42-inch models can be positioned vertically to display portrait images, allowing them to serve as effective storefront signboards. There's no need to install an optional fan kit.

Note: When using the display vertically, set it so the power button is on top. The 37-inch & 32-inch models cannot be positioned vertically.



New Cabinet Design³

Panasonic plasma displays (other than 65-inch model) introduce simple, slim front bezel design. Control buttons and the Power button are set on the bottom surface. This gives the panels a smooth, clean look while also helping prevent accidental operation and tampering.

Enhanced Screen Saver Functions³

A variety of screen saver functions help minimise the risk of uneven phosphor aging. You can also use the timer to set the screen saver operating cycles, operating time, and start and stop times. This lets you make settings that match your application.

- **White Bar Scroll:** White bars move across the screen from left to right at regular intervals. Good for ordinary still-image displays.
- **Screen Reversal:** Displays images with the black and white reversed. Good for text displays.
- **Side Panel Adjustment:** Brightens the black bands on the sides of the screen when displaying images in the 4:3 format.
- **Wobbling:** Shifts the image's position by several pixels at fixed time intervals.
- **Peak Limit Mode:** Lowers the peak brightness level (image contrast) by 30%.

Energy-Saving Functions

A broad range of environment-friendly functions help minimise energy consumption.

- **DPMS (Display Power Management Signaling)**
Power is automatically turned on or off in response to a sync signal from the PC connected to the built-in PC input terminal.
- **Auto Power Off**
When you're using a device connected to the multi-function slots, the display panel goes into standby mode after about 10 minutes if no sync signal is received.
- **Power Save Mode**
Reduces the display's brightness.
- **Standby Power Save Mode**
Reduces power consumption when on standby. (Start-up may take a few moments once the display is in this mode.)

Sound Menu³

The Sound Menu gives you a choice of three sound settings (Standard/Dynamic/Clear) to best match the kind of input source.

Fan-Less Quiet Operation³

Our "silence engineering" has eliminated the need for a fan — and fan noise — giving you the kind of quiet operation that makes for a more pleasant viewing experience. (TH-65PHD8, 50PHD8 and 42PHD8 series feature a noise-suppressing silence design.)

*3: These features found on only plasma models.

Industry's Best Expandability

Multi-Function Slots

In addition to the fixed input interface, the Panasonic flat panel display has three (or two) interchangeable slots that let you add different combinations of optional terminal boards. This gives you the flexibility to add digital or analogue capabilities, as necessary, and to customise your system for specific needs.

Multi-Function Slots on 65", 50" and 42" Models

These models come equipped with the standard terminal board mounted in slot 1. You can mount optional terminal boards in slots 2 and 3. Or, you can remove the standard terminal board and mount up to three optional boards.

TH-65PHD8/50PHD8/42PHD8/42PWD8 series



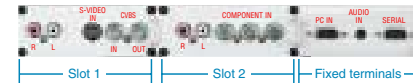
Multi-Function Slots on 37" and 32" Models

37" models come equipped with the standard terminal board mounted in slot 1, and you can mount optional terminal board in slot 2. 32" models come with the standard terminal boards mounted in slots 1 and 2. You can remove the standard boards and mount one or two optional boards.

TH-37PWD8 series



TH-32LHD7 series



Optional Terminal Boards

RGB Active Through Terminal Board (mounts in slots 1 & 2)

TY-42TM6G



- Sends the signal that's input via the PC IN terminal to a second display connected to the PC OUT terminal. This connectability adds convenience when configuring a multi-screen system.

The characters in red are added for explanation.

BNC Component Video Terminal Board (mounts in any slot)

TY-42TM6A



RCA Component Video Terminal Board (mounts in any slot)

TY-42TM6Z



BNC Composite Video Terminal Board (mounts in slot 1 or 2)

TY-42TM6B



RCA Composite Video Terminal Board (mounts in slot 1 or 2)


TY-42TM6V



SDI/HD-SDI Terminal Board (mounts in slot 1 or 2)

SDI Terminal Board TY-FB7SD

HD-SDI Terminal Board TY-FB7HD



- Supports the serial digital interface (SDI) used in broadcasting.
- Provides fully digital transmission for clear, clean image displays.
- The TY-FB7HD supports HDTV.

Specifications	TY-FB7SD	TY-FB7HD
Standards compliance	SMPT259M-C	SMPT292M, SMPT259M-C
Compatible video format	525/59.94i, 625/50i	525/59.94i, 625/50i, 750/60p, 59.94p, 1125/30p, 1125/24p, 1125/60i, 59.94i, 1125/50i, 1125/24sF, 23.98sF

Wireless Presentation Board (mounts in slot 1)

TY-FB7WPE



- Allows wireless connection (IEEE 802.11b compliant) of the flat panel display and a PC.
- The Multi Live Mode displays up to four PC screens simultaneously.
- The Live Mode projects the screen from one PC onto the entire flat panel display.
- Lets you control flat panel displays with a Web browser.

4-Screen Style



Index Style



RGB (Digital) Terminal Board (DVI-D w/HDCP) (mounts in slot 1 or 2)

TY-42TM6D



- Lets you connect a PC or other compatible digital equipment that outputs digital RGB signals (DVI-D compliant).
- Adding this board permits you to display images with the equivalent of 4,096 gradation levels*1.

*1: For plasma display models only.

HDMI Terminal Board (mounts in slot 1 or 2; for plasma models only)

TY-FB8HM



- Enables fully digital connection of signals from HDMI-compatible DVD players and other digital equipment for blur-free images with no colour bleeding.
- Adding this board permits you to display images with the equivalent of 4,096 gradation levels*1.

Specifications	
Standards compliance	HDMI ver.1.1
Compatible video format	525/60p, 625/50p, 750/60p, 750/50p, 1125/60i, 1125/50i, VGA60

* High-Definition Multimedia Interface and HDMI are trademarks of HDMI Licensing, LLC.

Composite/Component Video Terminal Board (mounts in slots 1 & 2, or slots 2 & 3)

TY-42TM6Y



PC Input Terminal Board (mounts in any slot)

TY-42TM6P



- Lets you display images from two or more PCs.
- * Does not support the DPMS function.

SCART Terminal Board (mounts in slot 1 or 2; for plasma models only)

TY-FB8SC



Options

Touch Panel



* The photo above shows the TY-TP65P8-S and may differ slightly from the actual final product appearance of TY-TP50P8-S and TY-TP42P8-S.



TY-TPEN6 Touch Pen also available.

- TY-TP65P8-S** (for TH-65PHD8 series)
- TY-TP50P8-S** (for TH-50PHD8 series)
- TY-TP42P8-S** (for TH-42PHD8/42PWD8 series)

This add-on touch panel lets you write directly onto the screen with a light touch. Ideal for adding written comments during a presentation or meeting.

- Highly reliable optical sensor system
- Outstanding resolution, easy operation
- Thin design makes a precise fit with display screen
- Lets you use display as a "whiteboard"

	TY-TP65P8-S
Applicable display devices	Panasonic 65" plasma display
Power supply (voltage)	DC + 5V ±10% (Through USB)
Electric current	DC + 5V, Max 400mA
Detection system	Infrared ray interruption
Panel aperture (W x H)	1455 x 826 mm
Detection range (W x H)	1440 x 812 mm
Effective detection range	Above detection range + 1.0 mm top, bottom, right, and left
Operating modes	Input point, Continuous, Moving end point detection*
Resolution (W x H)	2881 x 1625*
Detection pitch	2.0 x 2.0 mm
Output system	Coordinate output
Optical elements	361 (H) x 204 (V)
Optical element pitch	4.0 x 4.0 mm
Minimum stylus	6.0 x 6.0 mm
Scan speed	First touch: 45 msec/frame max. Moving: 10 msec/frame max.
Interface	USB1.1 compliant; Signal: +DATA, -DATA, VCC, GND; I/F connector: TYPE B
Panel shape	Integrated flat panel controller
Dimensions (W x H x D)	1598 x 951 x 72 mm
Depth when mounted	170 mm
Weight (excluding brackets)	5.0 kg
Escutcheon (frame)	Aluminum
USB driver/Applicable OS	Microsoft Windows® 98SE/2000/ME/XP

* When using the specific driver software.

Detachable Stereo Speakers



Photo shows TY-SP42P8W-K.



Photo shows TY-SP42P8W-S.

TY-SP65P7W-K (for TH-65PHD8EK/BK)
Configuration: 2-way, 3-speaker
Dimensions (W x H x D): 100 x 925 x 90 mm
Weight: 2.2 kg/each

TY-SP50P8W-K (for TH-50PHD8EK/BK)
TY-SP50P8W-S (for TH-50PHD8ES/BS)
Configuration: 2-way, 3-speaker
Dimensions (W x H x D): 107 x 724 x 88 mm
Weight: 2.0 kg/each

TY-SP42P8W-K (for TH-42PHD8EK/BK, 42PWD8EK/BK)
TY-SP42P8W-S (for TH-42PHD8ES/BS, 42PWD8ES/BS)
Configuration: 2-way, 3-speaker
Dimensions (W x H x D): 107 x 610 x 88 mm
Weight: 2.0 kg/each

TY-SP37P8W-K (for TH-37PWD8EK/BK)
TY-SP37P8W-S (for TH-37PWD8ES/BS)
Configuration: 2-way, 3-speaker
Dimensions (W x H x D): 107 x 550 x 88 mm
Weight: 2.0 kg/each

TY-SP32L7W-K (for TH-32LHD7EK/BK)
TY-SP32L7W-S (for TH-32LHD7ES/BS)
Configuration: 2-way, 3-speaker
Dimensions (W x H x D): 102 x 500 x 102 mm
Weight: 1.9 kg/each

Plasma System Solutions

Digital Signage/Narrowcasting System Complete with Touch Panel

Easy, interactive content distribution system for retail chains and public spaces such as shopping malls, office buildings and hotels

• Constructing a Multi-Language Environment

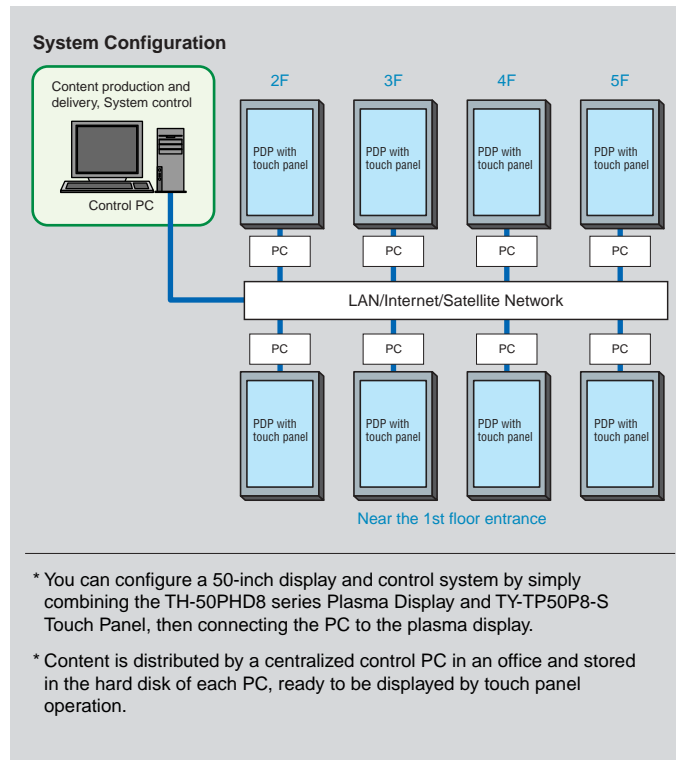
In contrast with conventional methods, in which several information panels are prepared in different languages, this digital system allows visitors to simply touch the panel itself to switch to the language they want. It is a highly effective and efficient way to offer people the content that they want to see.

• Flexible Content Control

Each PC connected to the Plasma has a unique IP address, allowing content to be streamed to the Plasma on any LAN, modem, Internet or Satellite network. It speeds up the process of updating information, and any combination of Plasmas can be controlled locally or from a central location.

• Universal System Design

Since the entire system can be configured in a Windows environment, it requires no special software for content production or operation.



HD-SDI/SD-SDI System for Broadcast Use

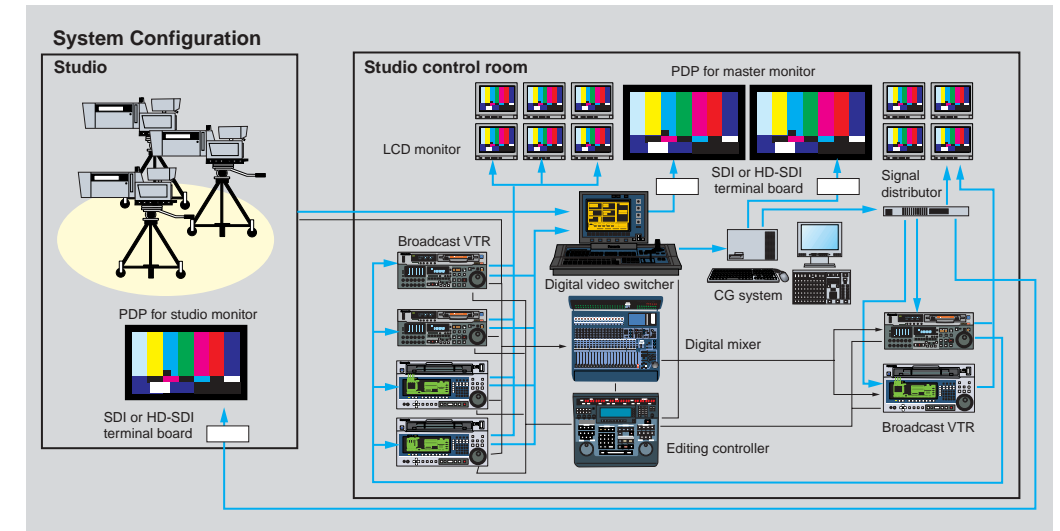
Displays crisp, clear images in a studio or control room.

• Adapts Easily to HD-SDI/SD-SDI Systems

The PDP adapts easily to HD-SDI and SD-SDI, the digital interfaces used in broadcasting and video production. Simply plug the SDI or HD-SDI terminal board into the function slot.

• Larger Screen with Wider Viewing Angle

Large PDP screens range from 42 to 50 inches — a big advantage over the maximum 32-inch screen available with conventional HD-CRT monitor displays for broadcast use. PDP screens also offer a wider viewing angle and easier, more comfortable monitoring.



Multi-Presentation System Using a Variety of Peripheral Equipment

Supports diverse video sources. Mount peripherals to the plasma display to take advantage of its detailed images and wide viewing angle.

• No Complicated Connections

You can connect multiple notebook PCs to a single plasma display by simply making the appropriate network settings. Naturally, this means that the conference room is neater, because there are no connection cables to clutter it up. The display can also be controlled by the PCs.

• Display Four PC Screens at the Same Time

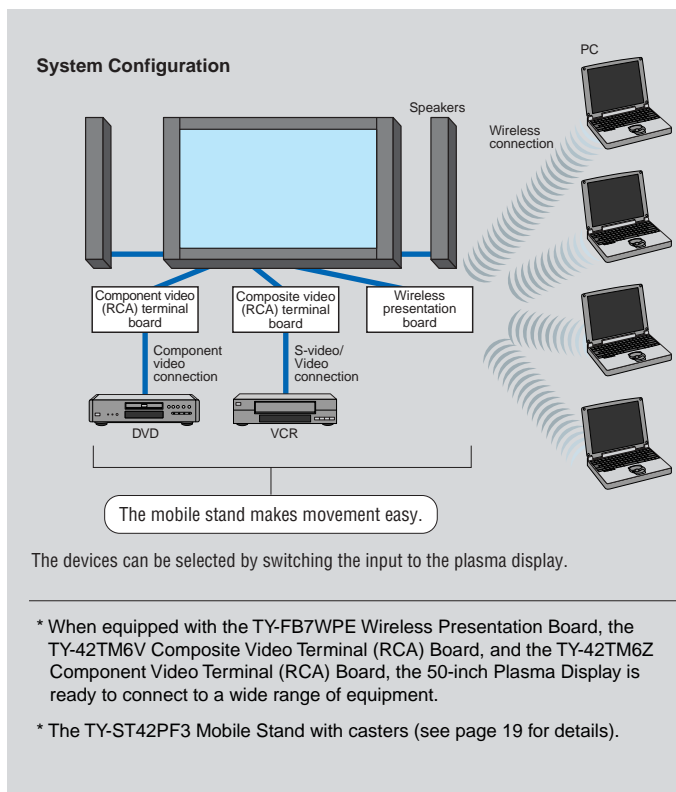
It is easy to hold group presentations, because the screen images of up to four PCs can be displayed simultaneously.

• A Wealth of Functions in a Compact System

The large screen and wide viewing angle of the plasma display make it ideal for use in discussions. You can optimise it even further by adding an array of peripheral equipment:

- Mounting a component video terminal board lets it receive the input of high-resolution DVD signals.
- Mounting a composite video terminal board enables connection of various analog equipment.

You can select the input for whichever video source you want easily with the remote control. And you can mount the entire system to a wheeled stand, for easy movement.



Multi-Screen System Using RGB Active Through Terminal Board

Eye-catching huge display system at shopping malls and event sites

• Easy-to-Configure Multi-Screen System at a Low Cost

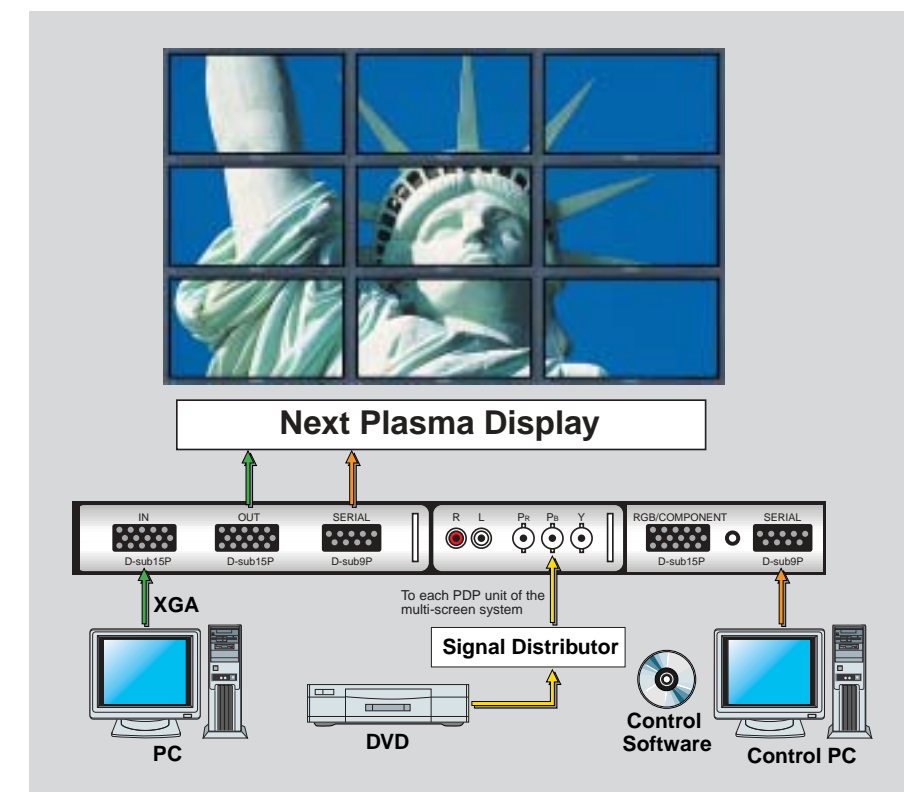
This system shows DVD video and PC data on a giant 9-screen (3 x 3) display. This system, which requires no image enlargement device, makes it possible to have a multi-screen system at a low cost.

• Easy-to-See Information

The system displays enlarged XGA images with excellent quality.

• Various Display Patterns and Powerful Impact

A "control PC" connected through a serial interface lets you switch the input sources and control various display patterns.



• Saves Rack Space

With its thin profile, a PDP takes up less rack space than a CRT monitor.

• Ideal as a Studio Monitor

When the PDP is used as a studio monitor display, its large screen and wide viewing angle provide superior viewing for performers and production crew. The PDP also requires little installation space and is easy to move. When a 65-inch PDP is used for recording a programme with a live audience, it helps create a livelier, upbeat atmosphere.

An Endless Array of Applications

In-Store Display



Shopping Mall, Panama




TESCO, London, UK

Amusement



Sunset Stations Casino, Las Vegas, USA
(30 units of 65" displays)



Bowling Alley, Tokyo, Japan

Education



School, Addis Ababa, Ethiopia



Ritsumeikan University, Kusatsu, Japan

Information



Sumitomo Mitsui Bank, Kobe, Japan

Hospitality



Marina Mandarin Hotel, Singapore

TV Production




Asahi Broadcasting Corporation, Osaka, Japan



Plasma HD Models

Plasma SD Models

LCD HD Models



TH-65PHD8EK/BK
65-inch (165 cm) diagonal
High Definition Plasma Display

TH-50PHD8E/B
50-inch (127 cm) diagonal
High Definition Plasma Display

TH-42PHD8E/B
42-inch (106 cm) diagonal
High Definition Plasma Display

TH-42PWD8E/B
42-inch (106 cm) diagonal
Wide Plasma Display

TH-37PWD8E/B
37-inch (94 cm) diagonal
Wide Plasma Display

TH-32LHD7E/B
32-inch (80 cm) diagonal
High Definition LCD Display

Specifications

Model Number	TH-65PHD8EK/BK	TH-50PHD8EK/ES/BK/BS	TH-42PHD8EK/ES/BK/BS	TH-42PWD8EK/ES/BK/BS	TH-37PWD8EK/ES/BK/BS
Power Source	220 - 240 V AC, 50/60 Hz	220 - 240 V AC, 50/60 Hz	220 - 240 V AC, 50/60 Hz	220 - 240 V AC, 50/60 Hz	220 - 240 V AC, 50/60 Hz
Power Consumption	615 W	395 W	295 W	240 W	215 W
Power off condition	0.35 W	0.3 W	0.3 W	0.1 W	0.1 W
Stand-by condition	Save On: 0.7 W Save Off: 0.9 W	Save On: 0.6 W Save Off: 0.8 W	Save On: 0.6 W Save Off: 0.8 W	Save On: 0.9 W Save Off: 1.2 W	Save On: 0.9 W Save Off: 1.2 W
Plasma Display Panel	Drive method: AC type 65-inch, 16:9 aspect ratio	Drive method: AC type 50-inch, 16:9 aspect ratio	Drive method: AC type 42-inch, 16:9 aspect ratio	Drive method: AC type 42-inch, 16:9 aspect ratio	Drive method: AC type 37-inch, 16:9 aspect ratio
Contrast Ratio	3000:1	3000:1	3000:1	4000:1	4000:1
Screen Size W x H	1,434 x 806 mm	1,106 x 622 mm	920 x 518 mm	920 x 518 mm	818 x 461 mm
Diagonal	65" (1,645 mm)	50" (1,269 mm)	42" (1,056 mm)	42" (1,056 mm)	37" (939 mm)
Number of Pixels	1,049,088 (1,366 [W] x 768 [H])	1,049,088 (1,366 [W] x 768 [H])	786,432 (1,024 [W] x 768 [H])	408,960 (852 [W] x 480 [H])	408,960 (852 [W] x 480 [H])
Audio Output (10% THD)	20 W (10 W + 10 W)	16 W (8 W + 8 W)	16 W (8 W + 8 W)	16 W (8 W + 8 W)	16 W (8 W + 8 W)
Operating Conditions	Temperature: 0°C — 40°C; Humidity: 20% — 80% (Non condensation)				
Dimensions (W x H x D)	1,554 x 925 x 99 mm	1,210 x 724 x 95 mm	1,020 x 610 x 89 mm	1,020 x 610 x 89 mm	920 x 550 x 89 mm
Weight	78.0 kg	43.0 kg	31.5 kg	29.5 kg	25.0 kg
EMC	EN55022 Class B, EN55024, EN61000-3-2, EN61000-3-3				
Safety Standards	EN60065				
Colour System	NTSC, PAL, PAL 60, SECAM, Modified NTSC				
Applicable PC Signals	XGA (Signals exceeding XGA are compressed and displayed.)				
Terminals AV (Slot-type)	VIDEO IN/OUT (BNC): 1.0 Vp-p (75-ohms or high-impedance) S-VIDEO (Mini DIN 4-pin): Y: 1.0 Vp-p (75-ohms), C: 0.286 Vp-p (75 ohms) AUDIO IN L/R (RCA pin jack x 2): 0.5 Vrms (high impedance)				
(Fixed) PC	(Mini D-sub 15-pin) fH: 15 — 110 kHz; fV: 48 — 120 Hz R,G,B: 0.7 Vp-p (75-ohms) Y: 1.0 Vp-p (75-ohms; including sync) Ps, Pp/Cs, Cr: ± 0.7 Vp-p (75-ohms); HD, VD/1.0 — 5.0 Vp-p (high impedance) Audio In (M3 jack): 0.5 Vrms (high impedance)				
SERIAL	External control terminal (D-sub 9-pin), RS-232C compatible				

Remote Control

Model Number	TH-32LHD7EK/ES/BK/BS
Power Source	220 - 240 V AC, 50/60 Hz
Power Consumption	165 W
Power off condition	0.4 W
Stand-by condition	Save On: 0.8 W Save Off: 1.0 W
LCD Display Panel	a-Si TFT active matrix 32-inch, 16:9 aspect ratio
Viewing Angle	Horizontal: 170°, Vertical: 170°
Contrast Ratio	800:1
Screen Size W x H	697.7 x 392.3 mm
Diagonal	32" (800.4 mm)
Number of Pixels	1,049,088 (1,366 [W] x 768 [H])
Audio Output (10% THD)	16 W (8 W + 8 W)
Operating Conditions	Temperature: 0°C — 40°C; Humidity: 20% — 80% (Non condensation)
Dimensions (W x H x D)	805.0 x 499.6 x 102.0 mm
Weight	17.0 kg
EMC	EN55022 Class B, EN55024, EN61000-3-2, EN61000-3-3
Safety Standards	EN60065
Colour System	NTSC, PAL, PAL 60, SECAM, Modified NTSC
Applicable PC Signals	XGA (Signals exceeding XGA are compressed and displayed.)
Terminals AV (Slot-type)	VIDEO IN/OUT (BNC): 1.0 Vp-p (75-ohms or high-impedance) S-VIDEO (Mini DIN 4-pin): Y: 1.0 Vp-p (75-ohms), C: 0.286 Vp-p (75 ohms) AUDIO IN L/R (RCA pin jack x 2): 0.5 Vrms (high impedance)
COMPONENT/RGB	Y/G (BNC): 1.0 Vp-p/composite (75-ohms); 0.7 Vp-p/non-composite (75 ohms) Ps, Pp/Cs, Cr: 0.7 Vp-p (75 ohms); R/B (BNC): 0.7 Vp-p (75 ohms) AUDIO IN L/R (RCA pin jack x 2): 0.5 Vrms (high impedance)
(Fixed) PC	(Mini D-sub 15-pin) fH: 15 — 110 kHz; fV: 48 — 120 Hz R,G,B: 0.7 Vp-p (75-ohms) Y: 1.0 Vp-p (75-ohms; including sync) Ps, Pp/Cs, Cr: ± 0.7 Vp-p (75-ohms); HD, VD/1.0 - 5.0 Vp-p (high impedance) Audio In (M3 jack): 0.5 Vrms (high impedance)
SERIAL	External control terminal (D-sub 9-pin), RS-232C compatible



Supplied Remote Control for PHD8/PWD8 series
(Comes with every Panasonic Plasma Display model.)

Remote Control Functions

Power On	Dual Picture (MULTI PIP/SWAP/SELECT/MOVE)
Power Off	Picture
Direct Input Selection (1/2/3/PC)	Sound
Input Selection	Set Up
Status	Picture Position/Size
Surround On/Off	Aspect
Sound Mute On/Off	PC Mode Selection
Volume Up/Down	Off Timer
Normalization (N)	Normal/ID Remote Selection
Exit (R)	ID Number Set
Position/Action	ID All
Digital Zoom	



Supplied Remote Control for TH-32LHD7 series

Remote Control Functions

Stand-by (On/Off)	Dual Picture (MULTI PIP/SWAP/SELECT/MOVE)
Input Selection	Picture
Status	Sound
Surround On/Off	Set Up
Sound Mute On/Off	Picture Position/Size
Volume Up/Down	Aspect
Normalization (N)	PC Mode Selection
Exit (R)	Off Timer
Position/Action	
Digital Zoom	

