

Panasonic
ideas for life

Official Worldwide
Olympic Partner



2008/Early
Professional
Plasma
Displays

New Bezel Design with a Picture-Frame Effect
Enhances the Image Even More

Panasonic
ideas for life

Panasonic AVC System Europe
A division of Panasonic Marketing Europe GmbH
Hagenauer Str. 43
65203 Wiesbaden
Germany

www.panasonic.eu

For sales enquiries, please email:
plasmadisplaysolutions@eu.panasonic.com

For technical enquiries, please email:
PDP.support@eu.panasonic.com



Control


Simulated pictures on screen.
Specifications are subject to change without notice.
EU08S-01

Professional
Plasma Displays
Europe

The truly professional plasma displays

Panasonic plasma displays are designed with the superior panel performance and innovative features needed in professional applications. With models ranging from 42 inches to an industry-leading 103 inches, our lineup is broad enough to meet nearly

every professional need. And Panasonic's signature multi-function slot system makes it possible to use our displays in almost any AV, PC or interactive environment, giving you outstanding versatility.




High Picture Quality

15,000:1 High Contrast Ratio



Conventional



High Contrast

Panasonic takes specifications to even higher levels with its incredible 15,000:1 contrast ratio,* allowing our plasma displays to provide remarkable images in nearly any viewing environment. They reproduce beautiful images with tight, rich blacks – a hallmark of high-quality plasma displays – as well as smooth, natural tonal gradation and outstanding depth.

* TH-50PH11EK/ES, TH-42PH11EK/ES only.

Smooth, Crisp Motion Images

Panasonic plasma displays reproduce motion images with the high resolution needed to deliver the full beauty of high-definition broadcasts. Even fast-moving images are crisp, sharp, and smooth, perfect for viewing fast-paced content such as action movies and sports.

Faithful Colours

Panasonic plasma displays provide superior colour reproduction over every part of the image.

4,096 gradation steps Industry Leading Levels of Gradation



Conventional



4,096 Equivalent Steps of Gradation

Detailed gradation is essential for reproducing smooth, natural colours. This is one of the keys to the unsurpassed image quality of Panasonic plasma displays. Achieving the equivalent of 4,096 gradation steps – which is industry leading – Panasonic plasmas render images with natural coloration, subtle nuancing and exquisite detail.



Eco Oriented

100% Lead- and Mercury-Free

Panasonic was the first in the world to make totally lead- and mercury-free plasma display panels. Eliminating lead and mercury reduces the impact on the environment when the products are recycled or disposed of at the end of their service life.



Durable

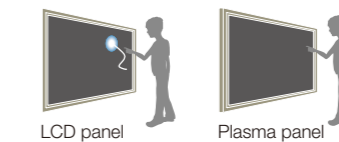
Up to 100,000 hours Long Service Life

With Panasonic plasmas, the beauty lasts and lasts – thanks to a service life of up to 100,000 hours.* That's an amazing 42 years of normal viewing (6.5 hours per day) or 11.5 years of continuous use (24 hours per day). Unlike LCDs, plasma displays do not use a backlight whose brightness fades over time. This means they can provide bright, beautiful pictures over many years of use. Furthermore, the plasma display screen is covered by a glass panel for enhanced protection against impact and scratches.

*The time until panel brightness is reduced to half its initial level, when displaying moving images in standard mode. Excludes afterimages and malfunctions. PH series offers a service life of about 60,000 hours.

Tough Display

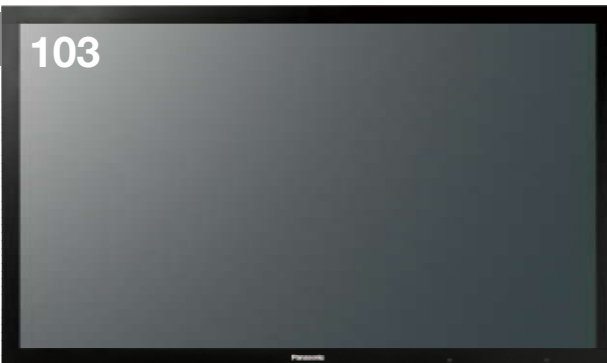
The front of the plasma display is covered by a glass panel that provides strong resistance to impacts, for extra assurance just in case something strikes it. The glass panel also makes cleaning easier, because it can be simply wiped with a soft cloth when necessary.



LCD panel

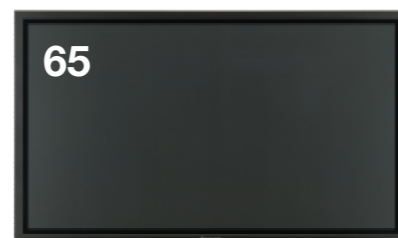
Plasma panel

Panasonic's wide-ranging lineup: From a 103-inch Full HD model to a 42-inch HD model



103

TH-103PF10EK
TH-103PF10EL (Low-reflection Model)

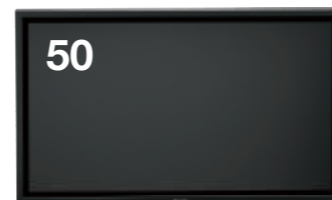


65

TH-65PF10EK

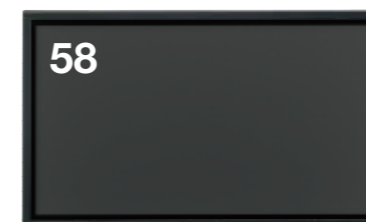


Full HD



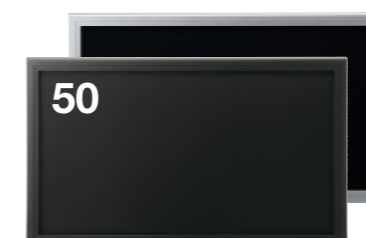
50

TH-50PF10EK



58

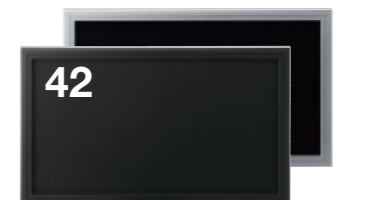
TH-58PH10EK
TH-58PH10BK



50

TH-50PH11EK
TH-50PH11ES (Silver Cabinet)

HD



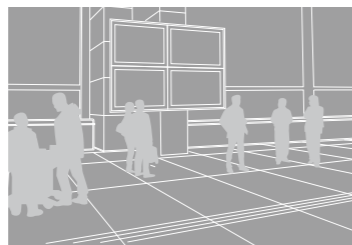
42

TH-42PH11EK
TH-42PH11ES (Silver Cabinet)



Advanced Multi-Screen Capability

The multi-screen video wall capability has been expanded to a maximum of 5 x 5 screens – the most in the industry. This gives you a powerful, eye-catching way to present visual information at airports, shopping malls, and other large facilities. You can create a system that packs an incredible visual punch.



Airport



Shopping mall

In Commercial Establishments Everywhere, You'll Find Panasonic Plasma Displays Delivering World-Class Performance


Portrait Zoom

This function makes it easy to display portrait-oriented (vertical) images that were originally in a landscape (horizontal) orientation. It divides the original image into three vertical sections and displays one of those vertical sections in portrait orientation. This is useful in a multi-screen system with three display units. Set the three units side by side in portrait orientation, and you can use Portrait Zoom to display an enlarged three-part image that delivers outstanding visual impact. Use it to create dynamic movie previews or, in a system with three of Panasonic's huge 103-inch plasma displays, to promote a new car by showing life-size images of it. Portrait Zoom is compatible with all types of input signals, including HDMI, RGB, DVI, HD-SDI, component and composite.

Transportation



Amusement facility



With three of Panasonic's industry-leading 103-inch models set side by side in portrait orientation, you can deliver information with a visual power and impact that conventional systems can't even approach.

Boutique




A section of an image in landscape orientation can be "cut out" and displayed in portrait orientation on a huge 103-inch plasma display. In a boutique, for example, you could use this feature to display life-size images of fashion models on a catwalk.



Wireless Presentation Board

This board lets you display images with wireless ease via 802.11 b/g WiFi – no RGB cable connection is necessary. Each plasma display can be wirelessly connected to up to 16 PCs. Also, data from one PC can be transmitted to up to eight plasmas for simultaneous display. A wireless system takes a lot of the trouble out of getting ready for an important presentation. You can forget about preparing cables beforehand, and setup is smooth and quick. The wireless presentation board is especially convenient for use in conference rooms and schools.



Conference room

Introducing New 50" & 42" HD Plasma Displays with 15,000:1 Contrast, 4,096 Gradation Steps, New Design and 100,000-Hour Service Life

FULL HD
1920X1080p



TH-58PH10EK/BK
58-inch (148 cm) diagonal
High Definition Plasma Display

TH-50PH11EK
50-inch (127 cm) diagonal
High Definition Plasma Display

TH-42PH11EK
42-inch (106 cm) diagonal
High Definition Plasma Display



TH-42PH11ES
42-inch (106 cm) diagonal
High Definition Plasma Display

TH-50PH11ES
50-inch (127 cm) diagonal
High Definition Plasma Display



TH-65PF10EK
65-inch (165 cm) diagonal
Full High Definition Plasma Display



TH-50PF10EK
50-inch (127 cm) diagonal
Full High Definition Plasma Display



TH-103PF10EK
103-inch (260 cm) diagonal
Full High Definition Plasma Display

Explore a Wider World of Video Applications

WIRELESS PRESENTATION

At business meetings, presentations and other situations calling for powerful visual impact, you can count on the 58-inch HD plasma display. An optional wireless presentation board makes it easy to get a presentation or meeting underway quickly, without the time and trouble of connecting a number of cables.



PUBLIC INFORMATION

Ideal as public information systems, Panasonic 50-inch HD plasmas offer ultra-flexible installation: mount them vertically and add a touch panel for one-on-one interaction.

PRESENTATIONS

Panasonic Full HD models provide a big-screen display of data such as CAD images with outstanding clarity, detail and colour accuracy. Able to display highly detailed documents and images with exceptional clarity and sharpness, Panasonic plasmas are suitable for use in conferences and presentations with large audiences.



MONITORING

Our 103-inch model is perfect for control rooms where crystal-clear display of detailed information is essential. In image quality, Panasonic Full HD plasma models easily outperform projection displays. They can also be installed in places where bulky conventional direct-viewing displays could not.

DYNAMIC SIGNAGE

The Panasonic 42-inch pro plasma model fits well in stores. It can display images from two video sources at the same time, making it ideal for information displays in stores, show windows and other uses.




ENTERTAINMENT

The Panasonic pro plasma model is perfect when space is at a premium. You can select the model with the most suitable screen size for a specific installation space. Thanks to its high motion-image resolution, the plasma panel is ideal for displaying motion images. Function slots let you customize the unit for specific applications.

TV-VIDEO PRODUCTION

Panasonic Full HD models reproduce colours across the entire HDTV-standard range, so colours from HD sources are faithful and natural-looking. Supporting 10-bit input signals, the HD-SDI terminal board achieves precise colour reproduction and rich gradation.




DIGITAL SIGNAGE

With an industry-leading 4,096 gradation steps, Panasonic Full HD plasma models realistically convey the texture and surface quality of objects. With the 103-inch model in portrait orientation, images of people can be shown in actual life-size to draw attention.

Superior Picture Quality

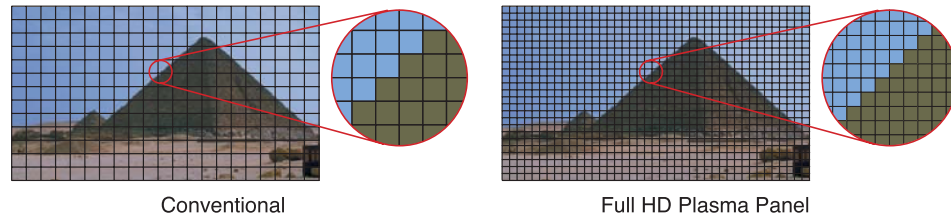
Maintaining the Beauty of Detailed Video Images on a Large Screen

The plasma display, which uses self-illumination for each of its pixels, reproduces fast-action images with sharp detail and clarity. There is no fading even when the screen is viewed from an angle, so images are vividly colourful from anywhere. As a result, you enjoy large-screen viewing with extremely fine detail and no loss of the inherently beautiful, high-definition images.



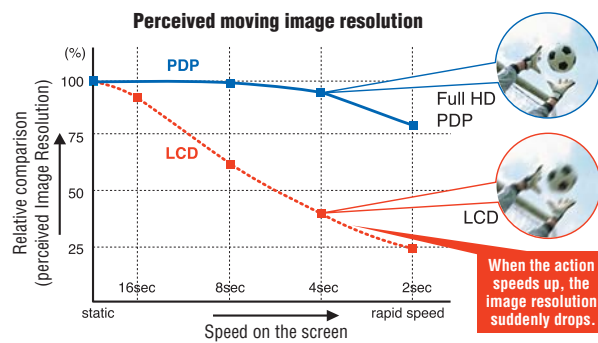
Full HD Plasma Panel — Twice as Much Image Information (PF series only)

Our Full HD plasma models feature about 2 million pixels (1920 horizontal x 1080 vertical) — about twice as many as our conventional HD models. Images are uniformly clear, sharp and super-detailed across the entire screen surface.



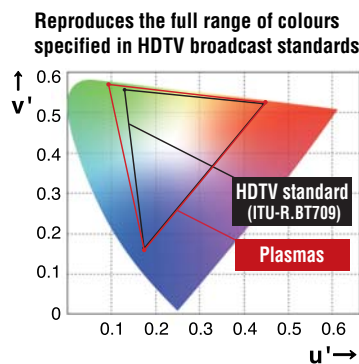
Superior Moving Image Resolution

Plasma display panels use a self-illuminating system to boost resolution in images with fast motion. Panasonic brings out all the beauty inherent in Full HD, reproducing crisp, sharp images that move smoothly.



Reproducing the Entire HDTV Colour Range

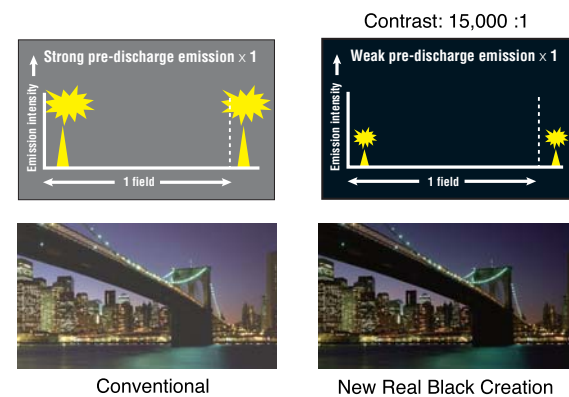
HD sources are based on the HDTV standard rather than the conventional PAL standard. In our new Full HD models, the panel phosphor characteristics closely match the HDTV-standard colour gamut. This lets our plasmas reproduce the entire colour range specified in the HDTV standard (ITU-R. BT709), so images are faithful to the original HD source.



Deep, Crisp Blacks with 15,000:1 Contrast*

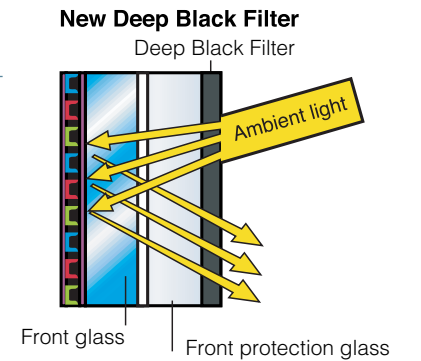
Panasonic's original New Real Black Creation technology helps achieve high contrast of 15,000:1 in dark image areas to reproduce exceptionally deep, rich blacks.

* PH11 series only



Even Higher Bright-Area Contrast — New Deep Black Filter


The New Deep Black Filter suppresses light transmittance and slashes the amount of external light reflected. This technology helps improve the contrast when viewed in bright surroundings. Reflection is minimal, so images are clean and distraction-free.



4,096 Equivalent Steps of Gradation*1

Thanks to Panasonic's advanced maximum 18-bit digital image processing, the world's highest*2 in the industry, our HD plasma models reproduce crisp, clear motion picture images with the equivalent of 4,096 gradation steps. This industry-leading gradation level enhances image depth, and conveys fine detail.

*1 Except for TH-58PH10
*2 As of March 6, 2008, according to a Panasonic study.



Digital Colour Reality for Accurate Colour Reproduction

In Super Cinema mode*, Digital Colour Reality boosts precision in the digital control of colour and brightness video data. By continuously adjusting the white balance and performing gamma correction as scenes change, this technology accurately creates the kind of faithful ambience that was difficult for previous systems to deliver.

* For PF series.




Less Digital-Video Noise

Noise reduction circuitry suppresses the block noise and mosquito noise that are specific to HDTV broadcasts and other digital video signals (MPEG video). This allows images to be faithfully reproduced in all their original beauty.

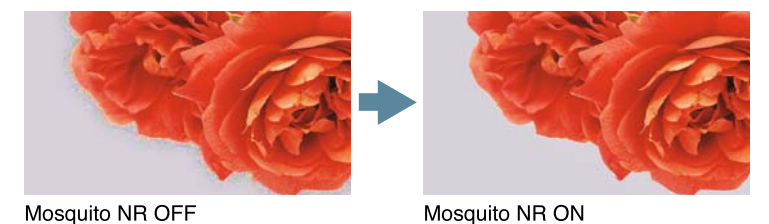
• Block Noise Reduction

The noise reduction circuit detects and eliminates block noise that is generated when compressing motion images with an inadequate bit rate.



• Mosquito Noise Reduction

The noise reduction circuit reduces mosquito noise that is generated when compressing motion images, particularly at the edges of characters and in parts where rapid colour changes occur.



Dynamic Images Draw Attention & Strongly Appeal to Viewers



Life-Size Fashion Models — Digital Signage Displays

The 103-inch plasma display is large enough to display people in life-size scale. The Portrait Zoom function can be used to create extremely eye-catching window displays of fashion show programming with richly shaded images.




Information Displays Above Counters

The Multi Display function is ideal for putting areas like the space above airport counters to effective use. Sleek, flexibly configurable information display systems give travelers crisp, clear images with excellent contrast.

Portrait Zoom Function — Useful for Vertical Mounting (PF series only)

By dividing the content from a video source into three vertical segments and displaying one segment on a portrait-position plasma display, a desired section of an image can be displayed dynamically. When three plasma display units are combined in portrait orientation, the entire image can be displayed dynamically on an extra-large screen.



One of the three divided segments can be selected for display.



A full-screen image displayed on three plasma display units.



Useful Functions in Multi-Screen Systems

• Power-On Delay Function

This function automatically shifts the power-on time slightly for each display unit in the system, so there's less load on the power supply.

Note: In the TH-58PH10EK/BK, this function is operable only when the Multi Display Setup is turned on.

• Seam Hides Video Off Mode


This mode displays a full-screen image, including the edges (the width of the frame) of the display panel. This is especially suitable for displaying text information, since no words are hidden by the frame.



• Multi AI Control Function

By applying AI control to the brightness signal of the entire input signal using the same video processing as for a single-screen image, this new function achieves a uniform brightness level over the entire image.

Note: The TH-58PH10EK/BK is not equipped with this function.



Because video information is processed individually for each display unit, images may appear darker than on other display units.



Since video information is processed for the entire input signal, there is no brightness difference from other display units.

• Display ID Control Function

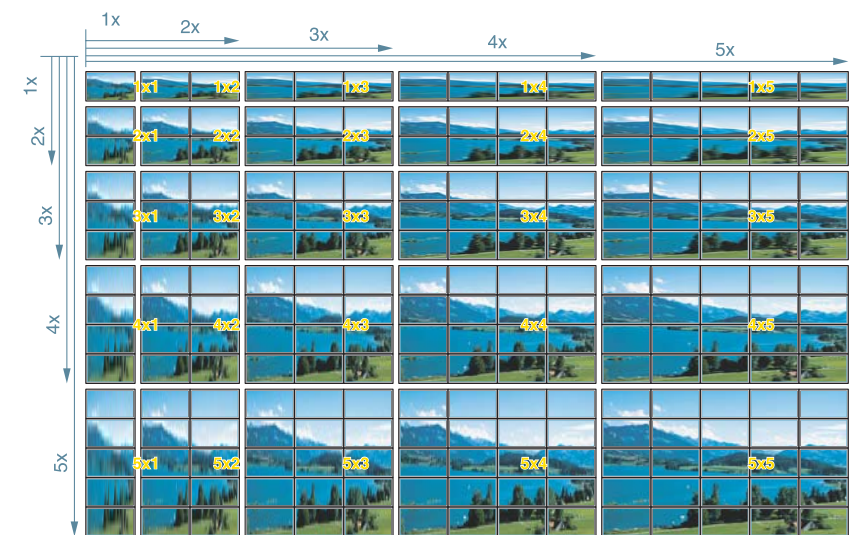
The remote control that comes with the display is equipped with a "Display ID Control" function that allows you to control up to 100 displays with the one remote.

Multi Display Function

This built-in image-enlarging function makes it easier to set up multi-screen systems with as many as 25 displays (5x5 configuration).

A new function lets you enlarge the image up to 5x vertically and horizontally independently, making it easy to set up a multi-screen system with up to five displays arranged either vertically or horizontally. For example, expand the image horizontally to 5x and leave it unchanged vertically, and you can create a system with five units side-by-side.

Note: Images of SXGA resolution or higher from a PC or RGB source may not enlarge correctly. The TH-58PH10EK/BK enlarges the image up to 4x vertically and horizontally.



Digital Banners Utilize Vertical Space

Multi-screen systems can be easily configured to make effective use of the vertical space in locations such as entranceways and lobbies. These digital banners catch widespread attention with their unique combination of sophistication and visual appeal.



1x5 enlarged image

Advanced Functions Help Create Effective Digital Signage



Storefront Advertising with Effective Displays of Moving Images and Text Messages

Panasonic pro plasma models add impact to your message and draw substantial attention to your product, service, event or whatever you are marketing or communicating.



Distribution and Display of Various Types of Information via Networks

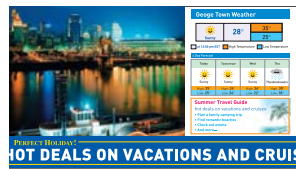
An optional plug-in PC board and CAT5e system with software applications let you schedule and deliver rich, multimedia content to your targeted audience at any time.

Dual Picture Mode

You can simultaneously display images from any two different kinds of AV sources connected. Or, adding one of the optional terminal boards lets you display images from two of the same type of image source, such as two PCs or two DVD players. When displaying two separate images, you can select the audio output from either source. Playing back the audio from the sub-source can be useful in teleconferencing, for example.

• Advanced Dual Picture Mode — Useful in Digital Signage

This mode lets you overlay a video image onto a full-screen PC image. For example, you can superimpose text information from a PC over a video clip, giving you a more effective way to present information.



Motion images, text messages and tickers



Motion images and text messages




Motion images and tickers

Note: Following combinations of two analog signals cannot be displayed:
Component - Component, Component - PC (RGB), PC (RGB) - Component, PC (RGB) - PC (RGB).

Text Overlay Function (TH-50/42PH11 series only)

Using an RS-232C interface, the TH-50/42PH11EK is able to overlay and display text onto video images. The display position, text and background colours, and text size can be set. For example, this is an excellent way to entertain customers with soothing background video while also providing them with text-based information. When used in combination with the Weekly Command Timer, text can be registered in advance and displayed at predetermined times, making it ideal for digital signage applications.



*The photo above shows the simulated picture on screen and may differ from the actual image.

Weekly Command Timer

This function makes it easy to automate display operation so there's no need to use an external scheduler. You can set a variety of operations — power on/off, image source selection, screen saver functions and more — to activate at specific times on specific days of the week.



From 8:00 to 11:00, a component video input source is displayed.



From 11:00 to 17:00, an HDMI input source is displayed.



From 19:00 to 23:00, a PC input source is displayed (with Screen Reversal mode ON).



From 17:00 to 19:00, a PC input source is displayed (with Wobbling mode ON).

Remote System Monitoring

In addition to the conventional display control command and power supply/input selection check command, Panasonic plasma displays feature a monitor command that lets you check the signal from a distant location. In conventional systems, you had to install a monitoring camera to check the images displayed on an advertising display panel or digital signage system. This monitor command, on the other hand, lets you monitor images by simply connecting a PC via a serial cable.

Vertical Mounting

Panasonic professional plasma displays can be positioned vertically to display portrait images, allowing them to serve as effective storefront signboards. There's no need to install an optional fan kit. When the TH-50/42PH11 series is set for vertical use, the on-screen display can easily be rotated 90° for proper viewing.



Enhanced Screen Saver Functions

A variety of screen saver functions help lower the risk of uneven phosphor ageing.

- **SIDE PANEL ADJUSTMENT:** Brightens the black bands on the sides of the screen when displaying images in the 4:3 format.
- **WOBBLING:** Shifts the image's position by several pixels at fixed time intervals or according to the detected screen condition.
- **PEAK LIMIT MODE:** Lowers the peak brightness level (image contrast).
- **NEGATIVE IMAGE:** A negative image will be displayed on the screen.
- **SCROLLING BAR ONLY:** A white bar will scroll from left to right. The image won't be displayed.
- **OVERLAY SCROLLING BAR*:** The brightness of the image will be decreased and a white bar will scroll on it.
- **WHITE SCREEN*:** White will be displayed on full screen.

Note: OVERLAY SCROLLING BAR is not effective during Dual Picture Mode.

* TH-50/42PH11 series only.

Cutting-Edge Functions for Effective Presentations



Multi-Presentation System Using the Wireless Presentation Board

Mounting the Wireless Presentation Board to a conference display unit allows wireless connection of up to eight displays and four PCs. This is enough to show images in every area of a conference hall. It also eliminates the bothersome task of removing and reconnecting cables when using multiple PCs.

Wireless Presentation Board (Option)

• No More Complicated Wiring

Simply install Wireless Manager software and change the network settings to set up your wireless network. There is no need for bothersome wiring. You can also connect up to four PCs to multiple displays for effective, interactive use by groups or for presentations.

• High-Speed Wireless Transmission

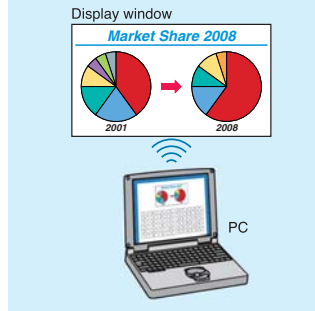
High-speed wireless transmission provides smooth display of video clips, animation, and other types of large-volume data. Audio tracks are sent simultaneously, enabling dynamic presentations with active images and sounds.

* Sound is produced only when using a single, full-screen display of a single PC image.

• Versatile Display Methods for Impressive Presentations

The Secondary Display Transmission (wireless prompter) function lets you show presentation content on the display and a copy of your speaking notes on a PC.


You can use the Area-Specific Transmission function to display any part of the PC window that you want, or to enlarge and display certain parts for emphasis.



4x Digital Zoom

This function lets you enlarge a portion of an image by up to four times normal size and display it on the full screen. Use this function to give your presentations greater impact.

Note: Digital Zoom does not work in Dual Picture mode. Images of SXGA resolution or higher from a PC or RGB source may not enlarge correctly. Some degradation occurs when images are enlarged.



Automatic Picture Positioning

This function automatically corrects the horizontal and vertical picture positions, clock phase, and dot clock when an analog RGB signal is input. The adjustment results in optimal standard values for the horizontal and vertical picture sizes.

Note: The TH-58PH10EK/BK is not equipped with this function.

Advanced Functions Suitable for Use in Broadcast Stations



HD-SDI System for Broadcast Use

The Full HD plasma model adapts easily to systems that use HD-SDI, the digital interfaces used in broadcasting and video production. Simply plug the HD-SDI terminal board into the function slot, and you get crisp, clear HD images for the studio or control room.

Adapts Easily to HD-SDI Systems

The HD-SDI terminal board supports max. 10-bit input signals, for greater colour reproduction precision and richer gradation. With outstanding reproducibility across the entire HDTV-standard (ITU-R, BT709) colour range, Panasonic Full HD panels deliver faithful, natural-looking colours from HD sources. And because they provide full-digital signal processing from input to display, these models are suitable for use as HD master monitors.

1:1 Pixel Mode (PF series only)

The 1:1 Pixel mode maps the 1920 x 1080 video content to Full HD panel pixels to display 100% of the original content. By skipping the scaling process, this mode is able to produce high-definition images in their original, 1:1 pixel form.

Note: 1920 x 1080 PC signals are always displayed in 1:1 mode.

Energy-Saving Functions

A broad range of environment-friendly functions help minimize energy consumption.

- DPMS (Display Power Management Signaling): Power is automatically turned on or off in response to a sync signal from the PC connected to the built-in PC input terminal.

Ideal as a Studio Monitor for News Programmes

By combining an HD plasma display model with a touch-panel and HD-SDI terminal board, you can construct a studio monitor system for effectively displaying meteorological information. By using the touch-panel, the weather forecaster can add hand-written information and marks to the clear image displayed on the plasma display panel. This ushers in a brand new style of easy-to-understand weather forecasts.



Studio W/B Mode

This lets you set the colour temperature that best matches applications in broadcast stations and studios.

Studio Gain Mode

This mode increases the contrast to eliminate whiteout.

- Auto Power Off: When you're using a device connected to the multi-function slots, the display panel goes into standby mode after about 10 minutes if no sync signal is received.
- Power Save Mode: Reduces the display's brightness.
- Standby Power Save Mode: Reduces power consumption when on standby. (Start-up may take a few moments once the display is in this mode.)

List of Compatible Functions

| | Portrait Zoom | Multi Display | Power-On Delay | Multi AI Control | Dual Picture Mode | Text Overlay | Weekly Command Timer | Remote System Monitoring | Vertical Mounting | Screen Saver | 4x Digital Zoom | Automatic Picture Positioning | 1:1 Pixel Mode | Studio W/B Mode | Studio Gain Mode | Energy-Saving Functions |
|------------|---------------|---------------|----------------|------------------|-------------------|--------------|----------------------|--------------------------|-------------------|--------------|-----------------|-------------------------------|----------------|-----------------|------------------|-------------------------|
| TH-103PF10 | ● | ● | ● | ● | ● | ● | ● | ● | ● | ● | ● | ● | ● | ● | ● | ● |
| TH-65PF10 | ● | ● | ● | ● | ● | ● | ● | ● | ● | ● | ● | ● | ● | ● | ● | ● |
| TH-50PF10 | ● | ● | ● | ● | ● | ● | ● | ● | ● | ● | ● | ● | ● | ● | ● | ● |
| TH-58PH10 | ● | ● | ● | ● | ● | ● | ● | ● | ● | ● | ● | ● | ● | ● | ● | ● |
| TH-50PH11 | ● | ● | ● | ● | ● | ● | ● | ● | ● | ● | ● | ● | ● | ● | ● | ● |
| TH-42PH11 | ● | ● | ● | ● | ● | ● | ● | ● | ● | ● | ● | ● | ● | ● | ● | ● |

●: Compatible

Industry's Best Expandability

Multi-Function Slots

In addition to the fixed input interface, the Panasonic plasma display has three interchangeable slots that let you add different combinations of optional terminal boards. This gives you the flexibility to add digital or analog capabilities, as necessary, and to customize your system for specific needs.



Optional Terminal Boards

Dual HDMI Terminal Board (mounts in slot 1 or 2)

TY-FB10HMD



- Enables fully digital connection of signals from HDMI-compatible DVD players and other digital equipment for blur-free images with no colour bleeding.
- Provides simultaneous video and audio signal transmission using a single cable.

HDMI Terminal Board (mounts in slot 1 or 2)

TY-FB8HM



Specifications

| | TY-FB10HMD | TY-FB8HM |
|-------------------------|---|---|
| Interface | HDMI Type-A x 2 | HDMI Type-A |
| Compatible video format | 525/60p, 625/50p, 750/60p, 750/50p, 1125/60i, 1125/50i, VGA60, 1125/60p (Except the TH-58PH10 series), 1125/50p (Except the TH-58PH10 series), 1125/24p (Except the TH-58PH10 series) | 525/60p, 625/50p, 750/60p, 750/50p, 1125/60i, 1125/50i, VGA60 |
| Compatible audio format | Linear PCM (Sampling frequency: 48/44.1/32 kHz) | |
| Applicable displays | PF and PH series | PF and PH series |

* High-Definition Multimedia Interface and HDMI are trademarks of HDMI Licensing, LLC.

RGB Active Through Terminal Board (mounts in slots 1 & 2)

TY-42TM6G



- Sends the signal that's input via the PC IN terminal to a second display connected to the PC OUT terminal. This connectivity adds convenience when configuring a multi-screen system.

The characters in red are added for explanation.

DVI-D Terminal Board (mounts in slot 1 or 2)

TY-FB11DD (for PH11 series)

TY-FB9FDD (for PF series)

TY-42TM6D (for PH series)




* Photo shows TY-FB11DD.

- Supports HDCP.

Ir Through Terminal Board (mounts in any slot)

TY-FB9RT



Note: Only one terminal board can be used per display. Also, it can be used to control only Panasonic AV equipments.

PC Input Terminal Board (mounts in any slot)

TY-42TM6P



* Does not support the DPMS function.


BNC Dual Video Terminal Board (mounts in slot 1 or 2)

TY-FB9BD



BNC Component Video Terminal Board (mounts in any slot)

TY-42TM6A



Composite/Component Video Terminal Board (mounts in slots 1 & 2, or slots 2 & 3)

TY-42TM6Y



RCA Component Video Terminal Board (mounts in any slot)

TY-42TM6Z



BNC Composite Video Terminal Board (mounts in slot 1 or 2)

TY-42TM6B



RCA Composite Video Terminal Board (mounts in slot 1 or 2)

TY-42TM6V



SCART Terminal Board (mounts in slot 1 or 2)

TY-FB8SC



U/V Tuner Board (mounts in slots 2 & 3)

TY-FB9TE

Applicable models: PH series



* This board cannot be used in the UK.

- Hotel Mode allows you to set the Volume Limit and Initial Input/Channel.
- Receiving system: PAL B,G, SECAM B,G; SECAM L/L'; PAL D,K, SECAM D,K; PAL 525/60; M.NTSC; NTSC (AV input only)
- Remote control unit included.
- The Ir Through terminal lets you use the IR sensor on the PDP to control both the PDP and video device.

Standard-Equipped Terminals

You can mount optional terminal board in a vacant slot. Or, you can remove the standard terminal boards and mount optional boards.

TH-103PF10EK/TH-65PF10EK/TH-50PF10EK



TH-58PH10 Series/TH-50PH11 Series/TH-42PH11 Series



SDI/HD-SDI Terminal Board (mounts in slot 1 or 2)

HD-SDI Terminal Board with Audio TY-FB10HD

HD-SDI Terminal Board TY-FB9HD

SDI Terminal Board TY-FB7SD

Max Transmission Distance/Recommended Cable

SD-SDI: 200 m/75-ohm coaxial cable 5C-2V

HD-SDI: 100 m/75-ohm coaxial cable 5C-FB



Wireless Presentation Board (mounts in slots 1 & 2, or slots 2 & 3)

TY-FB10WPE



- Wireless connection (IEEE 802.11b/11g) eliminates the need to connect any cables between the display and a PC.
- High-speed wireless transmission produces smooth motion images.
- Images from one PC can be displayed in real-time on as many as eight displays.
- Images from up to 16 PCs can be simultaneously displayed onto a single screen.
- Plasma displays can be controlled using a Web browser.
- The Wireless Presentation Board also accepts component video and audio inputs.

Note
• Normal operation may not be possible when the board is combined with another application (such as an image rotating utility) using the image data.
• This board cannot be used in some countries.

Specifications

| | |
|----------------------|------------------|
| Standards compliance | IEEE 802.11b/11g |
| Frequency range | 2.4 GHz |

System Configuration Required by Wireless Manager ME 4.5

| | | |
|-------------------|---|--|
| OS | Microsoft Windows 2000 Professional/XP Home Edition/XP Professional Microsoft Windows Vista™ Ultimate 32 bit/Vista™ Business 32 bit Microsoft Windows Vista™ Home Premium 32 bit/Vista™ Home Basic 32 bit | Mac OS X v10.4 |
| CPU | Intel® Pentium® III 600 MHz or faster (or compatible processor) (Processing speed of 800 MHz or faster recommended for Live mode) | Power PC G4 800 MHz or faster, or Intel Core processor 1.8 GHz or faster |
| Memory | 256 MB or more | |
| HDD | 60 MB or more of available disk space | |
| Required hardware | • CD or DVD drive (for installing software and browsing the instruction manual) • A correctly operating built-in wireless LAN function or external wireless LAN adaptor supporting IEEE 802.11b/g | |
| Web browser | Microsoft Internet Explorer 6.0 or newer, Netscape Communicator 7.0 or newer | Safari 2.0 or newer |

Note: Usable functions are limited when operating under Windows Vista.

* Microsoft and Windows are either trademarks or registered trademarks of Microsoft Corporation in the United States and/or other countries. Intel and Pentium are either trademarks or registered trademarks of Intel Corporation in the United States and/or other countries.

- Supports the serial digital interface (SDI) used in broadcasting.
- The TY-FB10HD provides simultaneous video and audio signal transmission using a single cable.
- The TY-FB10HD and TY-FB9HD support HDTV.

Specifications

| | TY-FB10HD | TY-FB9HD | TY-FB7SD |
|-------------------------|--|------------------|---------------------|
| Standards compliance | SMPT292M, SMPT259M-C | | SMPT259M-C |
| Compatible video format | 525/59.94i, 625/50i, 750/60p, 750/50p, 1125/30p, 1125/25p, 1125/24p, 1125/60i, 59.94i, 1125/50i, 1125/24sF, 23.98psF | | 525/59.94i, 625/50i |
| Applicable displays | PF and PH11 series | PF and PH series | |

Main Functions

- **Live Mode**
Images from one PC can be shown in real-time over the entire display.

- **Multi-Display Live Mode**
Images from one PC can be sent by wireless transmission to as many as eight displays in real-time.



Up to four PCs can be used.

- **Multi-Live Mode**
Images from up to 16 PCs can be shown together, in real-time, on the same display. (This can also be combined with Multi-Display Live mode.)

- **Secondary Display Transmission**
This function transmits a secondary window from the PC. For example, it lets you display the Notes window from Microsoft PowerPoint onto your PC screen while showing the corresponding Slide Show on the display.

- **Area-Specific Transmission**
Enlarges and displays only desired parts of the PC screen.

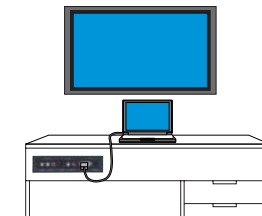
- **Web Browser Control**
This function lets you control the display from your Web browser, for operations such as power on/off, input selection, and sound volume adjustment.

Optional AV Terminal Box

TY-TB10AV



- Ideal for hotel guest rooms. Two input terminals (VIDEO/RGB) allow guests to easily connect and use their own notebook PC, portable DVD player, or other device.
- The TY-TB10AV can also be built into a desk or a bed sideboard.



Front Panel




Peripherals

Note: Specifications of peripherals on this page are subject to change without notice.

Twisted-Pair-Cable Transmission System Products

Twisted-Pair-Cable Receiver Board (Mounts in any slot*) KE0101CR-BW (Video, Audio and Control Signals)



KE0101CR-BX (Video and Control Signals)



*Should be mounted in slot 1 to send the display control signal. Display control signal transmission is one-way.

- It is possible, using a single CAT5e cable, to simultaneously send multiple signals [KE0101CR-BW can send video signal (RGB, component, or composite), audio signal and the display control signal, while KE0101CR-BX can send video signal (RGB, component, or composite) and the display control signal].
- To send a composite video signal, the Composite Video Terminal Board (TY-FB9BD, 42TM6Y, 42TM6B or 42TM6V) must be mounted in the slot of the Plasma.
- This reduces both costs and setup time compared with a conventional BNC cable connection.
- XGA signals (1024 x 768 pixels) can be sent up to 500 ft.

For the latest information on the Twisted-Pair-Cable Receiver Board, please visit the following website:
<http://www.kowa.co.jp/i-master/cat5-eng>

| Specifications (KE0101CR-BW/KE0101CR-BX) | |
|--|--|
| Applicable displays | Panasonic Plasma Displays |
| Input channel | 1 input system for extension |
| Output channel | 1 system (internal connector) for RGB or 1 system (external connector) for Video 1 system for sound (KE0101CR-BW only) 1 system for RS232C |
| Extension cable | CAT5/CAT5e/CAT6 |
| Video output signal | Analog RGB: 0.7Vp-p (75 ohms); HD, VD: TTL Component: Y: 1.0Vp-p (75 ohms) sync signal included P _s , P _c : ± 0.35Vp-p (75 ohms) Video: 1.0Vp-p (75 ohms) |
| Power supply | Supplied from the plasma display |
| Power consumption | Approx. 6 W |

Twisted-Pair-Cable Transmitter/Active Switcher KE811CTW



- Makes it possible to simultaneously transmit video, audio and control signals over a single CAT5e cable to external equipment.
- Allows plasma display control (Power On/Off, Video Switching, Mute, Volume Up/Down, etc.) via RS-232C.
- Enables combined use with the KE0108CH-DW Distributor.

Twisted-Pair-Cable Transmitter KE0202CT2W

Sends video, audio and control signals over a CAT5e cable.



Twisted-Pair-Cable Distributor KE109CD2


Distributes one input to nine output channels.



| Specifications (KE0202CT2W) | |
|-----------------------------|--|
| Input channel | 1 each for video (RGB and video) 1 each for audio and 1 for RS-232C |
| Output channel | 1 each for monitor output (RGB, video, and audio) 1 for extension output (2 division) 1 for extension output (2 division) |
| Extension cable | CAT5/CAT5e/CAT6 |
| Video output signal | Analog RGB: 0.7Vp-p (75 ohms); HD, VD: TTL Component: Y: 1.0Vp-p (75 ohms) sync signal included P _s , P _c : ± 0.35Vp-p (75 ohms) Video: 1.0Vp-p (75 ohms) |
| Power supply | AC 100 — 240 V, 50/60 hz |
| Power consumption | Approx. 10 W |
| Specifications (KE109CD2) | |
| Input channel | 1 input for CAT5e |
| Output channel | 9 outputs for CAT5e |
| Input connector | RJ-45 connector |
| Output connector | RJ-45 connector |
| Extension cable | CAT5e |

PDP Controller

ETX-1312C Series (Mounts in slots 1 & 2)



- Compact plug-in PC to facilitate turnkey solutions.
- Does not require any external power sources or any external brackets.
- Ease of use.
- Supports Compact Flash Cards.
- Supports VGA Display.

*The PDP Controller cannot be combined for use with other terminal boards.

Specifications

| Model number | ETX-1312C1000 | ETX-1312C600 | ETX-1312C1000-XPE | ETX-1312C600-XPE |
|-----------------------------|---|-----------------------------|---------------------------|-----------------------------|
| Slot compatibility | | | requires slots 1 to 2 | |
| Processor | ULV Pentium Celeron 1 GHz | ULV Pentium Celeron 600 MHz | ULV Pentium Celeron 1 GHz | ULV Pentium Celeron 600 MHz |
| Memory | 512 MB RAM (DDR SO-DIMM) | | | |
| Internal HDD | 40 GB HDD (2.5" HD) | | | |
| Interfaces | 1 x LAN, 2 x USB 2.0, 1 x Serial, 1 x Line In/Out, 1 x Mic In | | | |
| VGA output | Yes | | | |
| Pre-installed OS | — | | | Windows XP Embedded |
| PXE and wake-on-LAN-capable | Yes | | | |
| Dimensions (W x H x D) | 203 x 32 x 125 mm | | | |
| Power supply | Supplied from the plasma display | | | |
| Standards | FCC, CE, RoHS | | | |

Touch Panel



Specifications

| Model Number | TY-TP42P10S | TY-TP50P10S | TY-TP58P10S | TY-TP65P10S |
|---------------------------------|---|---------------------------|---------------------------|-----------------------------|
| Power source | + 5 V DC ± 10% | | | |
| Electric current | Max. 450 mA | | | |
| Supply system | From USB bus | | | |
| Detection system | Infrared retroreflective detection | | | |
| Panel window (W x H) | 938 x 535 mm | 1,128 x 648 mm | 1,305 x 747.5 mm | 1,449 x 819 mm |
| Detection range (W x H) | 920 x 518 mm | 1,106 x 622 mm | 1,287 x 723.5 mm | 1,434 x 807 mm |
| Effective detection range | Same as above | | | |
| Resolution | Approx. 32,000 (W) x 18,000 (H) points ^{*1} | | | |
| Output system | Coordinate output | | | |
| Optic elements | Infrared LED x 4, CMOS image sensor x 2 | | | |
| Minimum detection size | 7 mm | 8 mm | 9 mm | 10 mm |
| Response rate | 100 points/sec | | | |
| Interface | USB 2.0 full speed device Signals: +DATA, -DATA, VCC, GND Connector: Type B | | | |
| Resistance to external light | Lateral light: 2,000 lx ± 20% (20° angle of incidence) Frontal light: 10,000 lx ± 20% (90° angle of incidence) | | | |
| External dimensions (W x H x D) | 1,016.4 x 696 x 47.9 mm | 1,206.4 x 798.6 x 47.9 mm | 1,395.4 x 923.1 x 47.9 mm | 1,550.8 x 1,008.2 x 47.9 mm |
| Mass | Approx. 4.1 kg | Approx. 4.6 kg | Approx. 5.8 kg | Approx. 6.7 kg |
| Escutcheon material | Aluminum | | | |
| Applicable OS | Microsoft® Windows® 2000, Windows® XP, Windows® Vista (32 bit) | | | |

*1: Resolution obtained by using a dedicated Driver software.

Note: The touch panel does not include a drawing application.
You cannot mount both a TY-TP65P10S or TP58P10S Touch Panel and an Anti-Glare Filter at the same time.
Do not use the touch panel near windows or other locations where external light is directly reflected. Otherwise, operating errors may result.

Touch Panel (CMOS Camera Detection System)

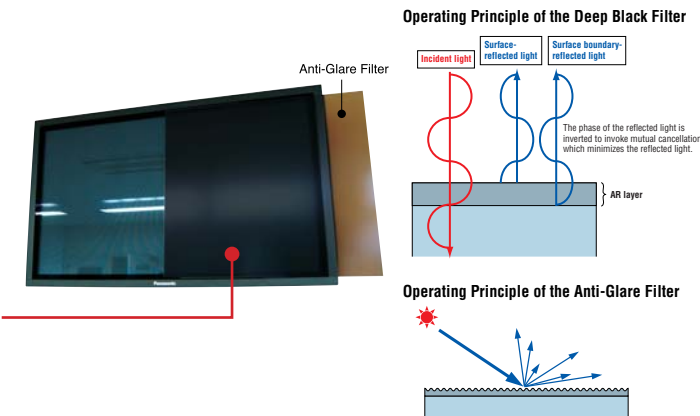

- TY-TP65P10S (for TH-65PF10EK)
- TY-TP58P10S (for TH-58PH10EK)
- TY-TP50P10S (for TH-50PF10EK/50PH11 series)
- TY-TP42P10S (for TH-42PH11 series)

- High resolution
- High scan speed
- Dividable frame system for compact packaging

Anti-Glare Filter

- TY-AR65P9W (for TH-65PF10EK)
- TY-AR58P10W (for TH-58PH10EK)
- TY-AR50P9W (for TH-50PF10EK)

- Mounting this filter to the front of the plasma display reduces glare from external light and reflections from fluorescent lighting, to maintain an easy-to-see screen at all times.
- It also suppresses the transmission of visible light rays and improves contrast, to provide sharp, crisp images.
- An anti-glare film is used that has excellent physical characteristics, such as preventing static electricity and resisting surface abrasion (with a surface hardness of 2H).



An Endless Array of Applications

DIGITAL SIGNAGE



Shopping Mall, Budapest, Hungary



Paul Ricard High Speed Circuit Club, Gonfaron, France



Jura Watches, London, UK



Golden Havest Hollywood, Hong Kong, China



Sistemas Tecnicos de Loterias del Estado, Spain

TV PRODUCTION



ČESKÁ TELEVIZE's studio, Czech

AMUSEMENT



Manchester United, Manchester, UK



Hong Kong Jockey Club, Hong Kong, China

PASSENGER INFORMATION



Japan Airline Corporation at Haneda Airport, Tokyo, Japan



Minatomirai Station, Yokohama, Japan

CONTROL ROOM



Vatican Museum

TRADE SHOW



Volvo booth at Automobile exhibition, Sweden

Full HD Models



TH-103PF10EK
TH-103PF10EL (Low-reflection model)
 103-inch (260 cm) diagonal
 Full High Definition Plasma Display

TH-65PF10EK
 65-inch (165 cm) diagonal
 Full High Definition Plasma Display

TH-50PF10EK
 50-inch (127 cm) diagonal
 Full High Definition Plasma Display

HD Models



TH-58PH10EK/BK
 58-inch (148 cm) diagonal
 High Definition Plasma Display

TH-50PH11EK/ES
 50-inch (127 cm) diagonal
 High Definition Plasma Display

TH-42PH11EK/ES
 42-inch (106 cm) diagonal
 High Definition Plasma Display

Specifications

| Commodity Name | 103" Full HD Plasma Display | 65" Full HD Plasma Display | 50" Full HD Plasma Display |
|--------------------------------|--|---------------------------------|---------------------------------|
| Continental Model | TH-103PF10EK/EL | TH-65PF10EK | TH-50PF10EK |
| UK Model | | | |
| Cabinet Colour | Black | Black | Black |
| DISPLAY | | | |
| Screen Size (Diagonal) | 103-inch | 65-inch | 50-inch |
| Aspect Ratio | 16:9 | 16:9 | 16:9 |
| Effective Display Area (W x H) | 2,269 x 1,277 mm | 1,434 x 807 mm | 1,106 x 622 mm |
| Resolution (H x V) | 1,920 x 1,080 pixels | 1,920 x 1,080 pixels | 1,920 x 1,080 pixels |
| Pixel Pitch (H x V) | 1.182 x 1.182 mm | 0.747 x 0.747 mm | 0.576 x 0.576 mm |
| Contrast Ratio | 5,000:1 | 10,000:1 | |
| Gradation | 4,096 steps (equivalent) | | |
| SIGNAL COMPATIBILITY | | | |
| Scan Rate | Horizontal frequency: 15 — 110 kHz; Vertical frequency: 48 — 120 Hz | | |
| PC Signal Compatibility | VGA, WVGA, SVGA, XGA, WXGA, WXGA+, SXGA, SXGA+, WSXGA+, UXGA, WUXGA (UXGA and over resolution: compressed) | | |
| Video Signal Compatibility | 525 (480)/60i, 60p; 625 (575)/50i, 50p; 750 (720)/60p, 50p; 1125 (1080)/60i, 50i, 24p, 24sF, 25p, 30p, 60p, 50p; 1250 (1080)/50i | | |
| INPUT/OUTPUT | | | |
| Fixed Terminals | | | |
| PC IN | Mini D-sub 15pin x 1; Analogue RGB/Component; Plug & Play (VESA DDC 2B) | | |
| AUDIO IN | M3 jack x 1 | | |
| SERIAL | D-sub 9-pin x 1, External control, RS-232C compatible | | |
| Interchangeable Terminals | | | |
| Slot1 | Vacant | Vacant | Vacant |
| Slot2 | DVI-D In (DVI 24-pin x 1), Audio In (M3 jack x 1; L/R: 0.5 Vrms) | | |
| Slot3 | Component In (BNC x 3, Analogue RGB/Component), Audio In (L/R) (RCA pin jack x 2) | | |
| ELECTRICAL | | | |
| Power Requirements | 220 - 240 V AC, 50 Hz/60 Hz | 220 - 240 V AC, 50 Hz/60 Hz | 220 - 240 V AC, 50 Hz/60 Hz |
| Power Consumption | 1,500 W | 725 W | 595 W |
| Power off condition | 0.5 W | 0.3 W | 0.3 W |
| Stand-by condition | Save Off: 1.0 W, Save On: 0.9 W | Save Off: 0.7 W, Save On: 0.5 W | Save Off: 0.8 W, Save On: 0.6 W |
| SOUND | | | |
| Audio Output | Line Out (L/R) | 20 W [10 W + 10 W] (10 % THD) | 16 W [8 W + 8 W] (10 % THD) |
| MECHANICAL | | | |
| Dimensions (W x H x D) | 2,414 x 1,421 x 129 ¹ mm | 1,554 x 925 x 99 mm | 1,210 x 724 x 95 mm |
| Weight (approx.) | 220.0 kg | 72.0 kg | 41.0 kg |
| OPERATING ENVIRONMENT | | | |
| Temperature | 0°C — 40°C | | |
| Humidity | 20% - 80% (Non condensation) | | |
| Altitude | 0 — 2,400 m | 0 — 2,800 m | 0 — 2,800 m |
| RADIATION REGULATIONS | | | |
| | EN55022 Class-B, EN55024, EN61000-3-2, EN61000-3-3 | | |
| SAFETY STANDARDS | | | |
| | EN60065 Ver. 7 | | |

*1: Exclusive of protruding portion

Hospitality Plasma Models Also Available



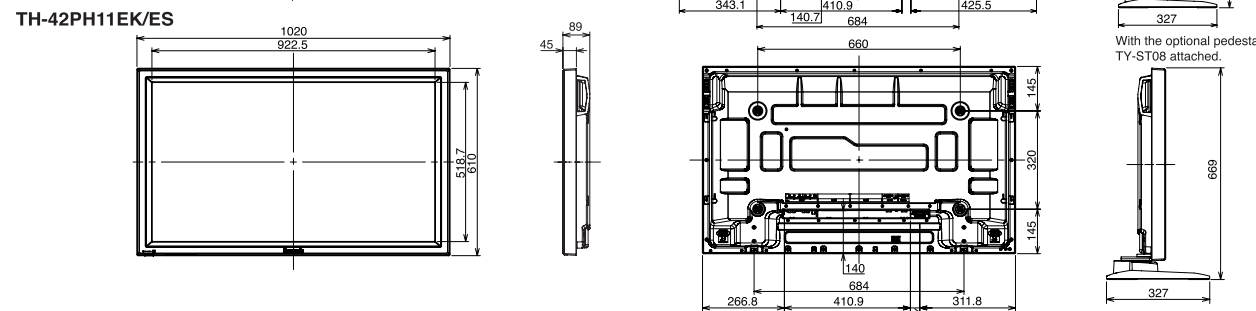
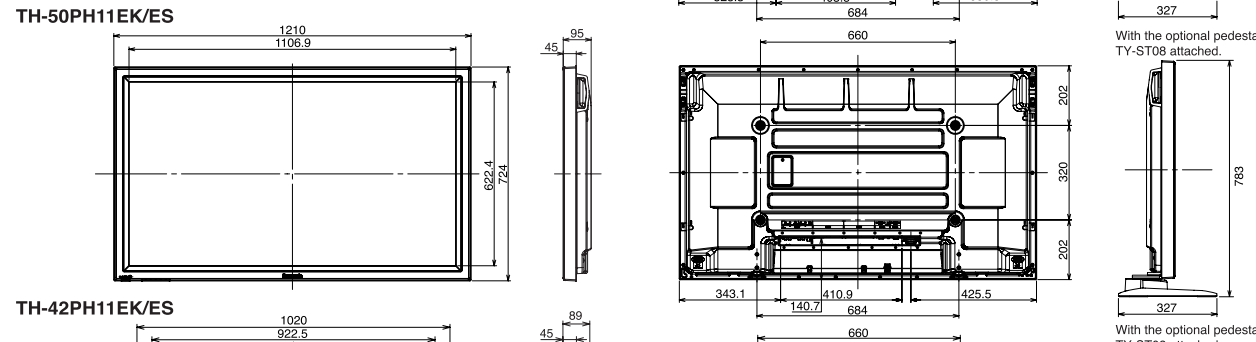
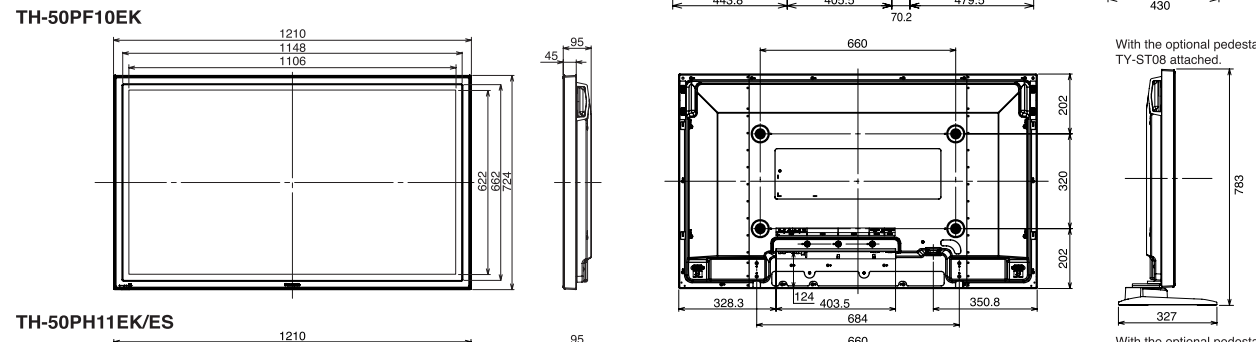
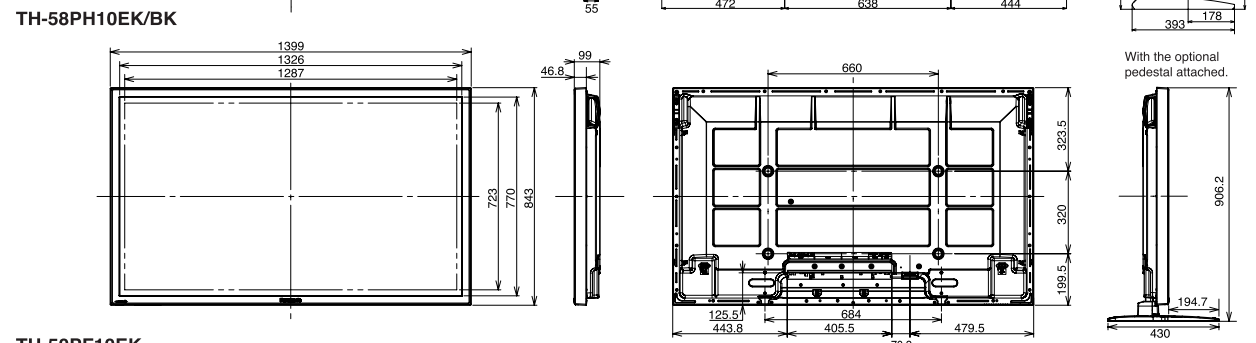
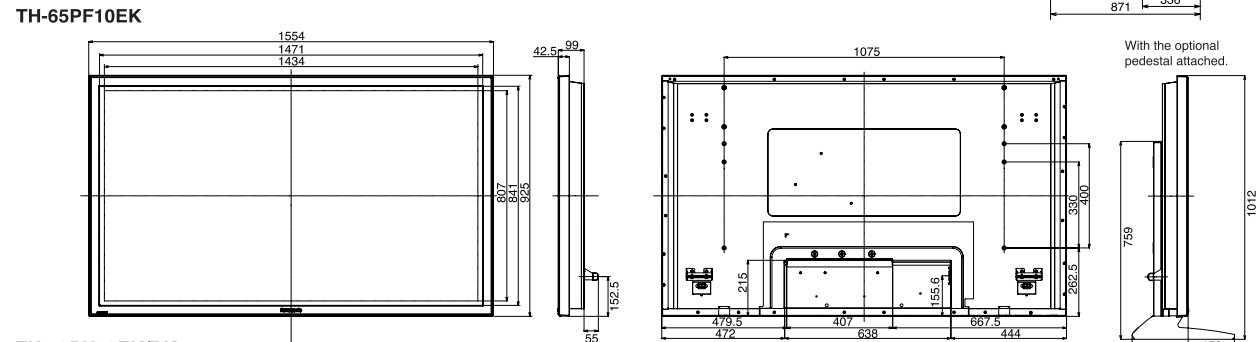
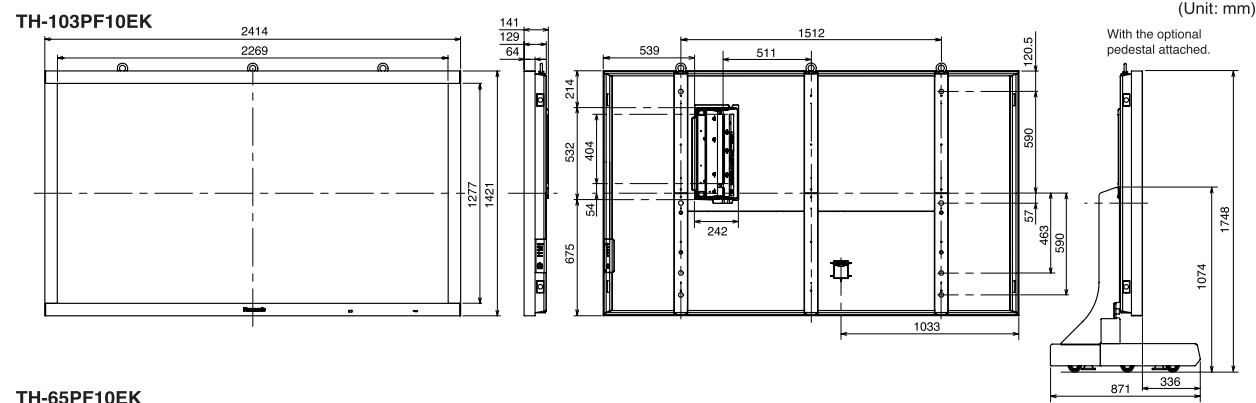
TH-42PR11EH
 42-inch HD model



TH-37PR11EH
 37-inch HD model

| Commodity Name | 58" HD Plasma Display | 50" HD Plasma Display | 42" HD Plasma Display | |
|--------------------------------|--|---------------------------------|---------------------------------|--|
| Continental Model | TH-58PH10EK | | | |
| UK Model | TH-58PH10BK | | | |
| Cabinet Colour | Black | Black | Silver | |
| DISPLAY | | | | |
| Screen Size (Diagonal) | 58-inch | 50-inch | 42-inch | |
| Aspect Ratio | 16:9 | 16:9 | 16:9 | |
| Effective Display Area (W x H) | 1,287 x 723 mm | 1,106 x 622 mm | 922 x 518 mm | |
| Resolution (H x V) | 1,366 x 768 pixels | 1,366 x 768 pixels | 1,024 x 768 pixels | |
| Pixel Pitch (H x V) | 0.942 x 0.942 mm | 0.810 x 0.810 mm | 0.900 x 0.675 mm | |
| Contrast Ratio | 10,000:1 | 15,000:1 | | |
| Gradation | 3,072 steps (equivalent) | 4,096 steps (equivalent) | | |
| SIGNAL COMPATIBILITY | | | | |
| Scan Rate | Horizontal frequency: 15 — 110 kHz; Vertical frequency: 48 — 120 Hz | | | |
| PC Signal Compatibility | VGA, WVGA, SVGA, XGA, WXGA, WXGA+, SXGA, SXGA+, WSXGA+, UXGA, WUXGA (WXGA+ and over resolution: compressed) | | | |
| Supported Video Standards | NTSC, PAL, PAL 60, SECAM, Modified NTSC | | | |
| Video Signal Compatibility | 525 (480)/60i, 60p; 625 (575)/50i, 50p; 750 (720)/60p, 50p; 1125 (1080)/60i, 50i, 24p, 24sF, 25p, 30p... 1250 (1080)/50i | | | |
| INPUT/OUTPUT | | | | |
| Fixed Terminals | | | | |
| PC IN | Mini D-sub 15pin x 1; Analogue RGB/Component; Plug & Play (VESA DDC 2B) | | | |
| AUDIO IN | M3 jack x 1 | | | |
| SERIAL | D-sub 9-pin x 1, External control, RS-232C compatible | | | |
| Interchangeable Terminals | | | | |
| Slot1 | CVBS In (BNC x 1, Composite), Audio In (L/R) (RCA pin jack x 2); S-Video In (S-Video x 1), Audio In (L/R) (RCA pin jack x 2) | | | |
| Slot2 | Vacant | Vacant | Vacant | |
| Slot3 | Vacant | Vacant | Vacant | |
| ELECTRICAL | | | | |
| Power Requirements | 220 - 240 V AC, 50 Hz/60 Hz | 220 - 240 V AC, 50 Hz/60 Hz | 220 - 240 V AC, 50 Hz/60 Hz | |
| Power Consumption | 630 W | 365 W | 275 W | |
| Power off condition | 0.3 W | 0.3 W | 0.5 W | |
| Stand-by condition | Save Off: 0.8 W, Save On: 0.6 W | Save Off: 1.5 W, Save On: 0.7 W | Save Off: 1.8 W, Save On: 0.9 W | |
| SOUND | | | | |
| Audio Output | 16 W [8 W + 8 W] (10 % THD) | | | |
| MECHANICAL | | | | |
| Dimensions (W x H x D) | 1,399 x 843 x 99 mm | 1,210 x 724 x 95 mm | 1,020 x 610 x 89 mm | |
| Weight (approx.) | 54.0 kg | 34.0 kg | 25.0 kg | |
| OPERATING ENVIRONMENT | | | | |
| Temperature | 0°C — 40°C | | | |
| Humidity | 20% — 80% (Non condensation) | | | |
| Altitude | 0 — 2,800 m | | | |
| RADIATION REGULATIONS | | | | |
| | EN55022 Class-B, EN55024, EN61000-3-2, EN61000-3-3 | | | |
| SAFETY STANDARDS | | | | |
| | EN60065 Ver. 7 | | | |

Dimensions



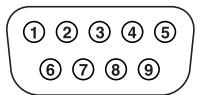
Preset Input Signals

Preset Input Signals

| Signal name | Horizontal Frequency (kHz) | Vertical Frequency (Hz) | Optional Terminal Board | | | | | | | | | | | | | | Dot Clock (MHz) | | | |
|---------------------|----------------------------|-------------------------|---------------------------|----------------------------|--------------------|------------------------------|-----------------------------|-------------------------|----------------|----------------|-----------------|-------------|----------------|----------------------------|---------------|----------------------|-----------------|-------------------------------------|------------------------|----------|
| | | | Component Video TY-42TM6Y | Component Video TY-42TM6AZ | PC Input TY-42TM6P | RGB Active Through TY-42TM6G | Composite Video TY-42TM6B/Y | BNC Dual Video TY-FB9BD | DVI-D TY-FB1DD | DVI-D TY-FB9DD | DVI-D TY-42TM6D | SD TY-FB1SD | HD SD TY-FB9HD | HD SD with Audio TY-FB10HD | HDMI TY-FB8HM | Dual HDMI TY-FB10HMD | SCART TY-FB8SC | PC In (D-sub 15-pin) Fixed Terminal | Component RGB In/PC In | DVI-D In |
| NTSC | 15.73 | 59.94 | Y | | | | | | | | | | | | | | | | | |
| PAL | 15.63 | 50.00 | Y | | | | | | | | | | | | | | | | | |
| PAL60 | 15.73 | 59.94 | Y | | | | | | | | | | | | | | | | | |
| SECAM | 15.63 | 50.00 | Y | | | | | | | | | | | | | | | | | |
| Modified NTSC | 15.73 | 59.94 | Y | | | | | | | | | | | | | | | | | |
| 525 (480)/60i | 15.73 | 59.94 | Y | Y | Y | Y | | | | | | | | | | | Y | 13.5 | | |
| 525 (480)/60p | 31.47 | 59.94 | Y | Y | Y | Y | | | | Y | Y | Y | | | | | Y | 27.0 (*4) | 27.0 | |
| 625 (575)/50i | 15.63 | 50.00 | Y | Y | Y | Y | | | | | | | | | | | Y | 13.5 | | |
| 625 (575)/50p | 31.25 | 50.00 | Y | Y | Y | Y | | | | | | | | | | | Y | 27.0 | | |
| 625 (576)/50p | 31.25 | 50.00 | | | | | | | | Y | Y | Y | | | | | Y | | | |
| 750 (720)/60p | 45.00 | 60.00 | Y | Y | Y | Y | | | | Y | Y | Y | | | | | Y | 74.25 | 74.25 | |
| 750 (720)/50p | 37.50 | 50.00 | Y | Y | Y | Y | | | | Y | Y | Y | | | | | Y | 74.25 | 74.25 | |
| 1125 (1080)/60i | 33.75 | 60.00 | Y | Y | Y | Y | | | | Y | Y | Y | | | | | Y | 74.25 | 74.25 | |
| 1125 (1080)/60p | 67.50 | 60.00 | Y (*1) | Y (*1) | Y (*1) | Y (*1) | | | | Y | Y | Y | | | | | Y (*1) | 148.5 | 148.5 | |
| 1125 (1080)/50i | 28.13 | 50.00 | Y | Y | Y | Y | | | | Y | Y | Y | | | | | Y | 74.25 | 74.25 | |
| 1125 (1080)/50p | 56.25 | 50.00 | Y (*1) | Y (*1) | Y (*1) | Y (*1) | | | | Y | Y | Y | | | | | Y (*1) | 148.5 | 148.5 | |
| 1125 (1080)/30p | 33.75 | 30.00 | Y | Y | Y | Y | | | | Y | Y | Y | | | | | Y | 74.25 | | |
| 1125 (1080)/25p | 28.13 | 25.00 | Y | Y | Y | Y | | | | Y | Y | Y | | | | | Y | 74.25 | | |
| 1125 (1080)/24p | 27.00 | 24.00 | Y | Y | Y | Y | | | | Y | Y | Y | | | | | Y (*1) | 74.25 | | |
| 1125 (1080)/24sF | 27.00 | 48.00 | Y | Y | Y | Y | | | | Y | Y | Y | | | | | Y | 74.25 | | |
| 1250 (1080)/50i | 31.25 | 50.00 | Y | Y | Y | Y | | | | | | | | | | | Y | 74.25 | | |
| 640 x 400 @70Hz | 31.46 | 70.07 | Y | Y | Y | Y | | | | | | | | | | | Y | 25.17 | | |
| 640 x 480 @60Hz | 31.47 | 59.94 | Y | Y | Y | Y | | | | Y | Y | Y | | | | | Y | 25.18 (*5) | 25.18 | |
| 640 x 480 @72Hz | 37.86 | 72.81 | Y | Y | Y | Y | | | | | | | | | | | Y | 31.5 | | |
| 640 x 480 @75Hz | 37.50 | 75.00 | Y | Y | Y | Y | | | | | | | | | | | Y | 31.5 | | |
| 640 x 480 @85Hz | 43.27 | 85.01 | Y | Y | Y | Y | | | | | | | | | | | Y | 36.0 | | |
| 800 x 600 @56Hz | 35.16 | 56.25 | Y | Y | Y | Y | | | | | | | | | | | Y | 36.0 | | |
| 800 x 600 @60Hz | 37.88 | 60.32 | Y | Y | Y | Y | | | | Y | Y | Y | | | | | Y | 40.0 | 40.0 | |
| 800 x 600 @72Hz | 48.08 | 72.19 | Y | Y | Y | Y | | | | | | | | | | | Y | 50.0 | | |
| 800 x 600 @75Hz | 46.88 | 75.00 | Y | Y | Y | Y | | | | | | | | | | | Y | 49.5 | | |
| 800 x 600 @85Hz | 53.67 | 85.06 | Y | Y | Y | Y | | | | | | | | | | | Y | 56.25 | | |
| 852 x 480 @60Hz | 31.47 | 59.94 | Y | Y | Y | Y | | | | | | | | | | | Y | 33.54 (*5) | 34.24 | |
| 1024 x 768 @50Hz | 39.55 | 50.00 | | | | | | | | Y | Y | Y | | | | | Y | | 51.89 | |
| 1024 x 768 @60Hz | 48.36 | 60.00 | Y | Y | Y | Y | | | | Y | Y | Y | | | | | Y | 65.0 | 65.0 | |
| 1024 x 768 @70Hz | 56.48 | 70.07 | Y | Y | Y | Y | | | | | | | | | | | Y | 75.0 | | |
| 1024 x 768 @75Hz | 60.02 | 75.03 | Y | Y | Y | Y | | | | | | | | | | | Y | 78.75 | | |
| 1024 x 768 @85Hz | 68.68 | 85.00 | Y | Y | Y | Y | | | | | | | | | | | Y | 94.5 | | |
| 1066 x 600 @60Hz | 37.64 | 59.94 | Y | Y | Y | Y | | | | Y | Y | Y | | | | | Y | 53.0 | 53.0 | |
| 1152 x 864 @60Hz | 53.70 | 60.00 | | | | | | | | Y | Y | | | | | | Y | | 81.62 | |
| 1152 x 864 @75Hz | 67.50 | 75.00 | Y | Y | Y | Y | | | | | | | | | | | Y | 108.0 | | |
| 1280 x 768 @60Hz | 47.70 | 60.00 | Y (*2) | Y (*2) | Y (*2) | Y (*2) | | | | | | | | | | | Y (*2) | | 80.14 | |
| 1280 x 960 @60Hz | 60.00 | 60.00 | Y | Y | Y | Y | | | | | | | | | | | Y | 108.0 | | |
| 1280 x 960 @85Hz | 85.94 | 85.00 | Y | Y | Y | Y | | | | | | | | | | | Y | 148.5 | | |
| 1280 x 1024 @60Hz | 63.98 | 60.02 | Y | Y | Y | Y | | | | Y | Y | | | | | | Y | 108.0 | 108.0 | |
| 1280 x 1024 @75Hz | 79.98 | 75.03 | Y | Y | Y | Y | | | | | | | | | | | Y | 135.0 | | |
| 1280 x 1024 @85Hz | 91.15 | 85.02 | Y | Y | Y | Y | | | | | | | | | | | Y | 157.5 | | |
| 1366 x 768 @50Hz | 39.55 | 50.00 | | | | | | | | Y | Y | Y | | | | | Y | 86.71 | 87.44 | |
| 1366 x 768 @60Hz | 48.36 | 60.00 | Y | Y | Y | Y | | | | Y | Y | Y | | | | | Y | | 122.61 | |
| 1400 x 1050 @60Hz | 65.22 | 60.00 | | | | | | | | Y | Y | | | | | | Y | | | |
| 1600 x 1200 @60Hz | 75.00 | 60.00 | Y | Y | Y | Y | | | | Y | Y | | | | | | Y | 162.0 | 162.0 | |
| 1600 x 1200 @65Hz | 81.25 | 65.00 | Y | Y | Y | Y | | | | | | | | | | | Y | 175.5 | | |
| 1920 x 1080 @60Hz | 67.50 | 60.00 | Y (*3) | Y (*3) | Y (*3) | Y (*3) | | | | Y | | | | | | | Y (*3) | 148.5 | 148.5 | |
| 1920 x 1200 @60Hz | 74.04 | 59.95 | | | | | | | | Y | Y | | | | | | Y | | 154.0 | |
| Mac 13 (640 x 480) | 35.00 | 66.67 | Y | Y | Y | Y | | | | | | | | | | | Y | 30.24 | | |
| Mac 16 (832 x 624) | 49.72 | 74.54 | Y | Y | Y | Y | | | | | | | | | | | Y | 57.28 | | |
| Mac 21 (1152 x 870) | 68.68 | 75.06 | Y | Y | Y | Y | | | | | | | | | | | Y | 100.0 | | |

*1: The TH-58PH10 does not accept these signals.
 *2: The PF series and TH-58PH10 do not accept these signals.
 *3: The PH series does not accept these signals.
 *4: When selected the RGB format and 525p signal input to the Mini D-sub 15P terminal, it is recognized as VGA 60 Hz signal.
 *5: When inputted VGA 60 Hz format signal from the other than Mini D-sub 15P terminal, it is recognized as 525p signal.
Note: When a signal having a resolution that exceeds the panel resolution is input, a simplified display will be produced.

Serial RS232C: D-Sub 9-Pin (Male)



Pin Assignment and Signal Name

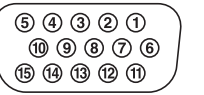
| Pin No. | Signal name | Descriptions |
|---------|-------------|--------------------|
| 1 | CD | NC |
| 2 | RXD | Receive Data |
| 3 | TXD | Transmit Data |
| 4 | DTR | Not used |
| 5 | GND | Ground |
| 6 | DSR | Not used |
| 7 | RTS | Shorted in the set |
| 8 | CTS | |
| 9 | RI | NC |

Communication Parameters

| | |
|------------------------|------------------|
| Signal Level | RS232C Compliant |
| Synchronization Method | Asynchronous |
| Baud Rate | 9600 bps |
| Parity | None |
| Character Length | 8 bits |
| Stop Bit | 1 bit |
| Flow Control | — |

* The Serial terminal is used when the Plasma Display is controlled by computer.

PC Input: D-Sub 15-Pin (Female)



Signal Name

| Pin No. | Signal name | Pin No. | Signal name |
|---------|--------------------|---------|--------------------|
| 1 | R (Pr/Cr) | 9 | +5V DC* |
| 2 | G (Y) | 10 | GND (Ground) |
| 3 | B (Pb/Cb) | 11 | NC (Not connected) |
| 4 | NC (Not connected) | 12 | SDA |
| 5 | GND (Ground) | 13 | HD/SYNC |
| 6 | GND (Ground) | 14 | VD |
| 7 | GND (Ground) | 15 | SCL |
| 8 | GND (Ground) | | |

* NC for the TH-58PH10EK/BK

Supplied Remote Control



For PF Series and 58PH10EK/BK For 50PH11 and 42PH11 Series

