


Preset Input Signals

Signal name	Horizontal Frequency (kHz)	Vertical Frequency (Hz)	Standard-equipped board	Optional Board								
				TY-42TM6B/V	TY-42TM6A/Z	TY-42TM6P	TY-42TM6D	TY-42TM6G	TY-FB7SD	TY-FB7HD	TY-FB7HM	
Composite	NTSC	15.734	59.95	Y	Y							
	PAL	15.625	50	Y	Y							
	PAL60	15.734	59.95	Y	Y							
	SECAM	15.625	50	Y	Y							
	Modified NTSC	15.734	59.95	Y	Y							
Component	525 (480)/60i	15.734	59.94	Y	Y	Y		Y	Y	Y		
	625 (575)/50i	15.625	50	Y	Y	Y		Y	Y	Y		
	525 (480)/60p	31.468	59.94	Y	Y	Y		Y			Y	
	625 (575)/50p	31.25	50	Y	Y	Y		Y			Y	
	750 (720)/60p	45	60	Y	Y	Y		Y		Y	Y	
	750 (720)/50p	37.5	50	Y	Y	Y		Y				Y
	1125 (1080)/60i	33.75	60	Y	Y	Y		Y		Y	Y	
	1125 (1080)/50i	28.125	50	Y	Y	Y		Y		Y		Y
	1125 (1080)/24p	27	24	Y	Y	Y		Y		Y		Y
	1125 (1080)/24sF	27	48	Y	Y	Y		Y		Y		Y
	1250 (1080)/50i	31.25	50	Y	Y	Y		Y				Y
	640 x 400 @70	31.5	70	Y	Y	Y		Y				
	640 x 480 @60	31.5	59.94	Y	Y	Y	Y	Y				Y
	640 x 480 @72	37.9	72	Y	Y	Y		Y				
	640 x 480 @85	43.3	85	Y	Y	Y		Y				
Mac 13" (640 x 480)	35	67	Y	Y	Y		Y					
640 x 480 @75	37.5	75	Y	Y	Y		Y					
852 x 480 @60	31.7	60	Y	Y	Y		Y					
800 x 600 @56	35.2	56	Y	Y	Y		Y					
800 x 600 @60	37.9	60	Y	Y	Y	Y	Y					
800 x 600 @72	48.1	72	Y	Y	Y		Y					
800 x 600 @75	46.9	75	Y	Y	Y		Y					
800 x 600 @85	53.7	85	Y	Y	Y		Y					
Mac 16" (832 x 624)	49.7	75	Y	Y	Y		Y					
1024 x 768 @60	48.4	60	Y	Y	Y	Y	Y					
1024 x 768 @70	56.5	70	Y	Y	Y		Y					
1024 x 768 @75	60	75	Y	Y	Y		Y					
1024 x 768 @85	68.7	85	Y	Y	Y		Y					
Mac 21" (1152 x 870)	68.7	75	Y	Y	Y		Y					
1152 x 864 @72	64.9	72	Y	Y	Y		Y					
1280 x 960 @60	60	60	Y	Y	Y		Y					
1280 x 960 @85	85.94	85	Y	Y	Y		Y					
1280 x 1024 @60	64	60	Y	Y	Y		Y					
1280 x 1024 @75	80	75	Y	Y	Y		Y					
1280 x 1024 @85	91.1	85	Y	Y	Y		Y					
1600 x 1200 @60	75	60	Y	Y	Y		Y					
1600 x 1200 @65	81.3	65	Y	Y	Y		Y					
525 (480)/60i	15.734	59.94	Y	Y	Y		Y					
625 (575)/50i	15.625	50	Y	Y	Y		Y					
625 (575)/50p	31.25	50	Y	Y	Y		Y					
750 (720)/60p	45	60	Y	Y	Y		Y					
750 (720)/50p	37.5	50	Y	Y	Y		Y					
1125 (1080)/60i	33.75	60	Y	Y	Y		Y					
1125 (1080)/50i	28.125	50	Y	Y	Y		Y					
1125 (1080)/24p	27	24	Y	Y	Y		Y					
1125 (1080)/24sF	27	48	Y	Y	Y		Y					
1250 (1080)/50i	31.25	50	Y	Y	Y		Y					

* When a signal having a resolution that exceeds the panel resolution is input, a simplified display will be produced.

Serial RS232C: D-Sub 9-Pin (Female)



Pin Assignment and Signal Name

Pin No.	Signal name	Descriptions
1	CD	NC
2	RXD	Receive Data
3	TXD	Transmit Data
4	DTR	Not used
5	GND	Ground
6	DSR	Not used
7	RTS	Short Circuit
8	CTS	
9	RI	NC

Transmitting Conditions

Signal Level	Complied with RS232C
Synchronous System	Start/Stop Synchronous Communication
Baud Rate	9600 bps
Parity	Nil
Character Length	8 bits
Stop Bit	1 bit
X Parameter	Nil

Supplied Remote Control

(Comes with every Panasonic Plasma Display model.)



Remote Control Functions

- Stand-by (On/Off)
- Input Selection
- Status
- Surround On/Off
- Sound Mute On/Off
- Volume Up/Down
- Normalization (N)
- Exit (R)
- Position/Action
- Digital Zoom
- Picture
- Sound
- Set Up
- Picture Position/Size
- Aspect
- PC Mode Selection
- Off Timer

Panasonic
ideas for life

Plasma Display



Panasonic Broadcast & Television Systems Company

Division of Matsushita Electric Corporation of America

Executive Office: One Panasonic Way, 4E-7, Secaucus, NJ 07094 (201) 348-5300

EASTERN ZONE: One Panasonic Way, 4E-7, Secaucus, NJ 07094 (201) 348-7196

Central Region: 1707 N Randall Road E1-C-1, Elgin, IL 60123 (847) 468-5200

WESTERN ZONE: 3330 Cahuenga Blvd W., Los Angeles, CA 90068 (323) 436-3608

Government Marketing Department: 52 West Gude Drive, Rockville, MD 20850 (301) 738-3840

Panasonic Sales Company


Division of Matsushita Electric of Puerto Rico, Inc.

San Gabriel Industrial Park, 65th Infantry Ave., K.M.9.5, Carolina, PR 00630 (787) 750-4300

Panasonic Canada Inc.

5770 Ambler Drive, Mississauga, Ontario L4W 2T3 (905) 624-5010

Have assembly and installation done by a qualified electrician.
Simulated pictures on screen.
Specifications are subject to change without notice. Printed in Japan



TH-65PHD7UY
65-inch diagonal
High-Definiiton Plasma Display



TH-50PHD7UY
50-inch diagonal
High-Definiiton Plasma Display



TH-42PHD7UY
42-inch diagonal
High-Definiiton Plasma Display



TH-42PWD7UY
42-inch diagonal
Wide Plasma Display



TH-37PWD7UY
37-inch diagonal
Wide Plasma Display

Above and Beyond: The Panasonic Commitment to Customer Satisfaction

The Image Quality and Versatility You Need Today, the System Expandability You'll Want Tomorrow

New 65-inch plasma model for use in larger-than-conventional displays

Demand is rising for extra-large display screens, and Panasonic has the solution. Our new lineup of displays for professional applications includes a 65-inch plasma model that offers the superior image quality, extensive functions, and extendibility that make Panasonic an industry leader. The new unit suits any application calling for a super-size display. Use it in a directory in a building lobby, an information board for an airport, train station or other large public facility, or a monitor at event sites.

The ultimate in image quality — Expressivity that goes above and beyond previous limits

A host of Panasonic imaging technologies combine to achieve both the industry's highest gradation and outstanding 4,000:1* contrast. The accuracy and detail our displays provide cannot be adequately expressed by specifications alone. Their overall image quality goes far beyond conventional standards. They provide pictures with the kind of breathtaking beauty that stirs emotion.

* SD models

Functions and expandability to meet a variety of applications

Dual Picture, Digital Zoom, multi-screen capability and other advanced functions enhance the usability of our displays. Our popular Multi-Function Slots are also provided. And we've expanded our lineup of optional terminal boards, making our displays solutions to an even wider range of customer needs.



Connection with analog equipment



Lets you connect an S-VHS VCR or video camera. This board has a video output terminal too, so you can also connect a sub-monitor device for image monitoring.

BNC Composite Video Terminal Board TY-42TM6B




Connection with digital equipment



Allows full-digital transmission of video signals, with no degradation. Allows reproduction of high-quality images from a DVD player, PC or other compatible digital equipment.

RGB (Digital) Terminal Board (DVI-D with HDCP) TY-42TM6D



Connection with PC



Lets you connect multiple PCs. Use it in conference rooms, class rooms, lecture halls and other sites where PCs are often used.

PC Input Terminal Board TY-42TM6P



Connection with broadcast equipment



Compatible with the SDI or HD-SDI (for HDTV) systems used by broadcasting stations. This board lets the plasma display reproduce crisp, clear images in a studio or control room.

SDI Terminal Board TY-FB7SD
HD-SDI Terminal Board TY-FB7HD



Wireless connection

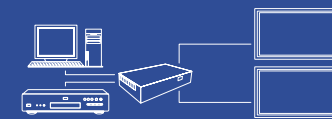


Lets the plasma display simultaneously signals from up to four notebook PCs. With a wireless connection, you can get a presentation or meeting under way quickly without taking the time and trouble to connect cables.

Wireless Presentation Board TY-FB7WPJ



Remote video distribution




For distant distribution of video images. Images can be sent to the plasma display in real time from distant equipment connected to the transmitter.

Twisted-Pair-Cable Receiver Board (Video, Audio and PDP Control) KE0101CRBW



Multi-screen system configuration



This board allows the daisy chaining of multiple plasma displays, making it easy to configure a multi-screen system.

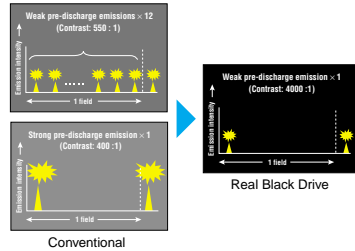
RGB Active-Through Terminal Board TY-42TM6G

The Industry's Best Overall Picture Quality

Technologies for Increasing Contrast and Gradation

Stunning 4000:1 Dark-Area Contrast* — New Real Black Drive System

By reducing the pre-discharge emission when reproducing black, the New Real Black Drive System provides deeper, richer blacks and a stunning 4000:1 contrast*. The result is dramatically enhanced image clarity and realism.
* For the SD models.



Even Higher Bright-Area Contrast — Deep Black Filter

The front protective glass of the plasma display panel incorporates a Deep Black Filter that suppresses light transmittance and slashes the amount of external light reflected. This helps our displays achieve the industry's highest level of contrast when viewed in bright surroundings.

2,048 Shades of Gradation in Dark Scenes — New Super Real Gamma System

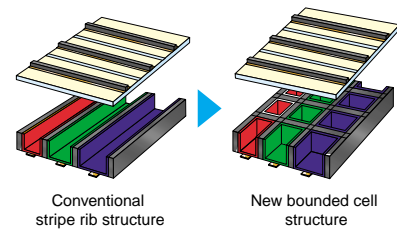
In scenes with low brightness levels, the New Super Real Gamma System reproduces gradation in steps equivalent to 2,048 shades. In other words, this original, non-linear signal processing system provides superior performance at brightness levels where the human eye sees best. As a result, it adds subtle nuances to darker scenes and gives images greater depth.



Technologies for Increasing Brightness

10% Brighter Images — New MACH Panel with Bounded Cell Structure

The New MACH (Multi-facet Asymmetrical Configuration Hyper-pixel) Panel features a bounded cell structure in which wall-like ribs are used to wrap each individual cell. By increasing the area in which the phosphor can be applied, this



dramatically improves both light-emitting efficiency and intensity. Furthermore, improvements to the drive circuit and plasma gas inside the panel have enabled Panasonic to boost peak brightness while actually lowering power consumption compared with our previous models. As a result, peak brightness is boosted by 10% compared with a previous Panasonic model.


The new panel structure boasts a long service life of 60,000 hours*. A newly developed phosphor also raises the plasma displays' resistance to static-image screen burning to the same level as CRT displays.

* The time until panel brightness is reduced to half its initial level. The service life given above is intended as a guideline when displaying standard moving images. However, this time varies depending on the content of the images displayed and the usage environment.

High-Contrast Images with a High S/N Ratio — Adaptive AGC

Our previous automatic gain control (AGC) detected the brightness level of the entire image, then boosted it as necessary. This had a drawback, in that it tended to increase noise and black-out parts of the image where the video signal did not require boosting. Adaptive AGC raises contrast while suppressing noise by detecting and boosting only the image edges.

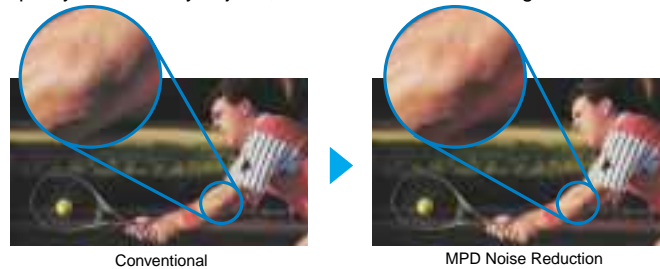
Note: The default setting for the Adaptive AGC is OFF.



Technologies for Improving Picture Clarity and Colors

Cleaner Moving Images — High-Precision MPD Noise Reduction

This newly developed technology dramatically reduces MPD (Motion Picture Disturbance) noise to deliver crisp, clean moving images. Using a Panasonic original algorithm, it detects motion patterns that tend to generate noise and makes the necessary adjustments to maximize image quality. And it does this without diminishing the quality of stationary objects, such as those in the background.



Vibrant Colors and Natural Skin Tones — 3D Color Management System

3D Color Management System is a new correction process that works in a three-dimensional color matrix (hue, saturation, and brightness) rather than the conventional two-dimensional color difference plane. By correcting hue and brightness independently and providing finer control, this process delivers vibrant colors and natural skin tones.

Note: The default setting for the 3D Color Management System is OFF.

Technologies for Enhancing Resolution and Sharpness

Better Vertical Resolution — Active I/P Conversion

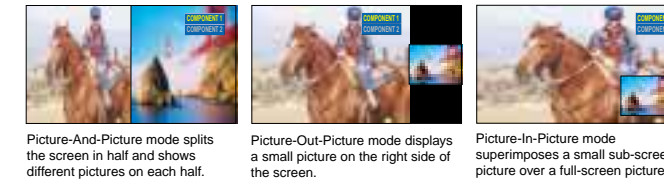
The Active I/P (Interlace/Progressive) Conversion system detects slow movements more precisely by increasing the range for detecting moving-picture and still-picture pixels. This reduces I/P conversion noise that often occurs when reproducing tiny movements, thereby producing crisper images while raising the vertical resolution in interlaced images.



Functions that Improve Usability

Two Different Images on One Screen — Dual Picture Mode

You can simultaneously display images from any two different kinds of AV sources connected. Or, adding one of the optional terminal boards lets you display images from two of the same type of image source, such as two PCs or two DVD players. This function allows you to take full advantage of the plasma display's large screen.



Up to 4x Enlargement of Image Zones — Digital Zoom

This function lets you enlarge a portion of an image by up to four times normal size and display it on the full screen. Use this function to give your presentations greater impact.

* Digital Zoom does not work in Dual Picture mode. Images of SXGA resolution or higher from a PC or RGB source may not enlarge correctly. Some degradation occurs when images are enlarged.



Enhanced Screen Saver Functions

A variety of screen saver functions help minimize the risk of uneven phosphor aging. You can also use the timer to set the screen saver operating cycles, operating time, and start and stop times. This lets you make settings that match your application.

• **White Bar Scroll:** White bars move across the screen from left to right at regular intervals. Good for ordinary still-image displays.

• **Screen Reversal:** Displays images with the black and white reversed. Good for text displays.



• **Side Panel Adjustment:** Brightens the black bands on the sides of the screen when displaying images in the 4:3 format.



• **Wobbling:** Shifts the image's position by several pixels at fixed time intervals.

• **Peak Limit Mode:** Lowers the peak brightness level (image contrast) by 30%.

Energy-Saving Functions

A broad range of environment-friendly functions help minimize energy consumption.

• **DPMS (Display Power Management Signaling)**

Power is automatically turned on or off in response to a sync signal from the PC connected to the built-in PC input terminal.

• **Auto Power Off**

When you're using a device connected to the multi-function slots, the display panel goes into standby mode after about 10 minutes if no sync signal is received.

• **Power Save Mode**

Reduces the display's brightness.

• **Standby Power Save Mode**

Reduces power consumption when on standby. (Start-up may take a few moments once the display is in this mode.)

Front Button Control

The five buttons on the front bezel give you instant access to all major functions via an easy-to-read on-screen menu display.



Fan-Less Quiet Operation

Our "silence engineering" has eliminated the need for a fan — and fan noise — giving you the kind of quiet operation that makes for a more pleasant viewing experience. (TH-65PHD7 and TH-50PHD7 feature a noise-suppressing silence design.)

Vertical Mounting

Panasonic plasma display can be positioned vertically to display portrait images and can serve as an effective storefront electronic signboard.

• **Optional Fan Kit for Vertical Mounting Applications**

TY-UPK50HV7 (for TH-50PHD7)

TY-UPK42HV7 (for TH-42PHD7)

* Operating temperature: 32 to 95°F



Note: The ambient temperature varies depending on the installation location. Provide sufficient air conditioning for surrounding conditions.

Multi-Function Slots Accommodate a Host of Uses

Multi-Function Slots

In addition to the fixed input interface, the Panasonic plasma display has three (or two) interchangeable slots that let you add different combinations of optional terminal boards. This gives you the flexibility to add digital or analog capabilities, as necessary, and to customize your system for specific needs.



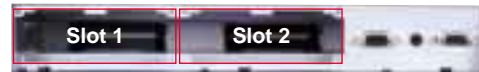
Multi-Function Slots on 65", 50" and 42" Models

These models come equipped with the standard terminal board mounted in slots 2 and 3. You can mount an optional terminal board in slot 1. Or, you can remove the standard terminal board and mount up to three optional boards.



Multi-Function Slots on the 37" Model

These models come with the standard terminal board mounted in slots 1 and 2. You can remove the standard board and mount one or two optional boards.



Optional Terminal Boards

RGB Active Through Terminal Board (mounts in slots 1 & 2)

This board sends the signal that's input via the PC1 IN terminal to a second plasma display connected to the PC1 OUT terminal. Up to nine plasma displays can be connected together. This connectability adds convenience when configuring a multi-screen system.



TY-42TM6G

* The characters in red are added for explanation.

RGB (Digital) Terminal Board (DVI-D w/HDCP) (mounts in slot 1 or 2)

Lets you connect a PC that outputs digital RGB signals (DVI compliant). Adding this board permits you to display images with the equivalent of 3,072 gradation levels.



TY-42TM6D

PC Input Terminal Board (mounts in any slot)

Lets you display images from two or more PCs.

* Does not support the DPMS function.



TY-42TM6P


Component Video Terminal Board (mounts in any slot)

Lets you connect devices that output component video signals, such as DVD players or set-top boxes, or devices that output RGB signals.

* Accepts only RGB signals with "SYNC ON G".


BNC Component Video Terminal Board

TY-42TM6A



RCA Component Video Terminal Board

TY-42TM6Z



Composite Video Terminal Board (mounts in slot 1 or 2)

Lets you connect a VCR, video camera or other video equipment. (Supports through-out configurations.)

BNC Composite Video Terminal Board

TY-42TM6B



RCA Composite Video Terminal Board

TY-42TM6V



Wireless Presentation Board

- Allows wireless connection of the plasma display and a PC.
- Connects to up to 256 PCs, and displays images from 4 PCs simultaneously.
- Lets you control plasma displays with a Web browser.



* The photo above does not show the actual final product appearance. The wireless card is covered by a net when shipped.

TY-FB7WPJ (mounts in slot 1)

* Not compatible with the 6-series plasma display models.

Specifications	
Standards compliance	IEEE 802.11b
Frequency range	2.4 GHz
System Configuration Required by Wireless Manager ME	
OS	Windows XP/2000/ME/98 SE
CPU	Pentium III or compatible processor (Recommended: Intel Celeron 633 MHz or faster. Processing speed of 800 MHz or faster required for Live mode.)
Memory	64 MB or more (128 MB or more for Windows XP/2000)
HDD	44 MB or more of available disk space
Required hardware	CD-ROM drive; Built-in PC (PCMCIA) card slot (TYPE II or TYPE III); Wireless card (TW-CDWL3 or TW-CDWL2) mounted and operating correctly
Web browser	Microsoft Internet Explorer 6.0 or newer, Netscape Communicator 7.0 or newer

Main Functions

Live Mode: This mode projects the screen from one PC onto the entire plasma display. It also lets you change the shape of the mouse pointer on the display screen, and handle PC cursor key operations with the remote control.


Multi Live Mode: This mode lets you display up to four PC screens simultaneously.

4-Screen Style



Divides the display screen into four to show up to four PC screens at the same time.

Index Style



Shows up to four PC screens as thumbnail images at the bottom of the display screen. Any of these can then be enlarged by remote control.

Remote Control: You have complete remote control of a variety of functions from your PC Web browser, including plasma display power ON/OFF, screen aspect ratio, and input switching.

SDI/HD-SDI Terminal Board

- Support the same serial digital interface (SDI) that is used in broadcasting.
- Provide fully digital transmission for clear, clean image displays.
- The TY-FB7HD supports HDTV.



SDI Terminal Board

TY-FB7SD (mounts in slot 1 or 2)

HD-SDI Terminal Board

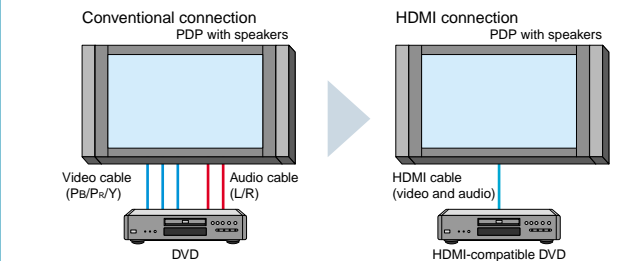
TY-FB7HD (mounts in slot 1 or 2)

* Not compatible with the 6-series plasma display models.

Specifications		
	TY-FB7SD	TY-FB7HD
Standards compliance	SMPT259M-C	SMPT292M, SMPT259M-C
Compatible video format	525/59.94i, 625/50i	525/59.94i, 625/50i, 750/60p, 59.94p, 1125/30p, 1125/24p, 1125/60i, 59.94i, 1125/50i, 1125/24sF, 23.98sF

HDMI Terminal Board

- Supports HDMI, the next-generation digital broadcast standard.
- Enables fully digital connection of signals from HDMI-compatible DVD players and other digital equipment for blur-free images with no color bleeding.
- Transmits both video and audio signals over a single cable.



TY-FB7HM (mounts in slot 1 or 2)

* Not compatible with the 6-series plasma display models.

Specifications	
Standards compliance	HDMI ver.1.1
Compatible video format	525/60p, 625/50p, 750/60p, 1125/60i, VGA60

Plasma System Solutions

Digital Signage/Narrowcasting System Complete with Touch Panel

Easy, interactive content distribution system for retail chains and public spaces such as shopping malls, office buildings and hotels

• Constructing a Multi-Language Environment

In contrast with conventional methods, in which several information panels are prepared in different languages, this digital system allows visitors to simply touch the panel itself to switch to the language they want. It is a highly effective and efficient way to offer people the content that they want to see.

• Flexible Content Control

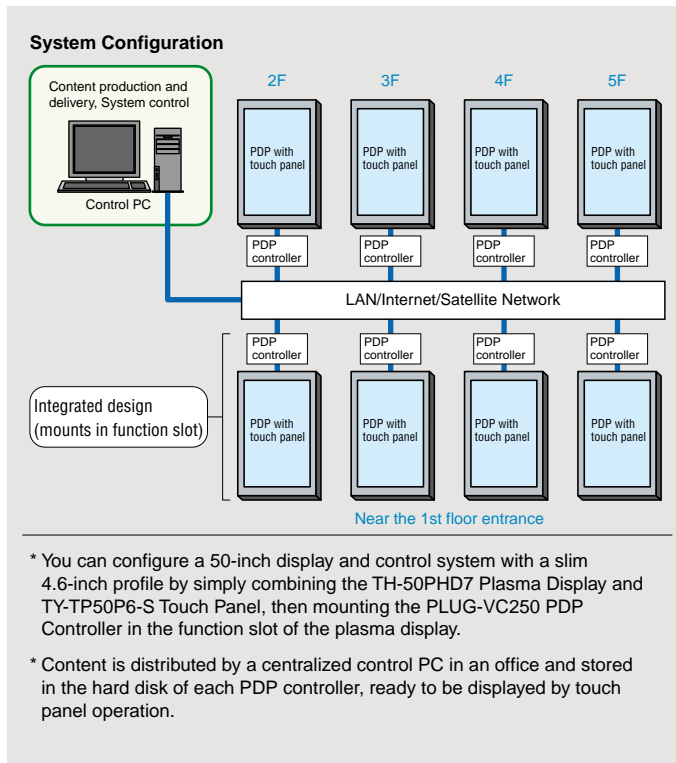
Each Controller fits inside the Plasma and has a unique IP address, allowing content to be streamed to the Plasma on any LAN, modem, Internet or Satellite network. It speeds up the process of updating information, and any combination of Plasmas can be controlled locally or from a central location.

• Space-Saving and Easy to install

We have slimmed down the display system by incorporating the optional PDP Controller (see page 17) right inside the plasma display. It requires only two connections, power and network.

• Universal System Design

Since the entire system is configured in a Windows environment, the Controller is compatible with a wide variety of off-the-shelf software applications.



Information System Using the Twisted-Pair-Cable Receiver Board

Displaying up-to-date information such as transportation schedule changes, stock market conditions, and countless other possible subjects.

• Real-Time Information Bulletins

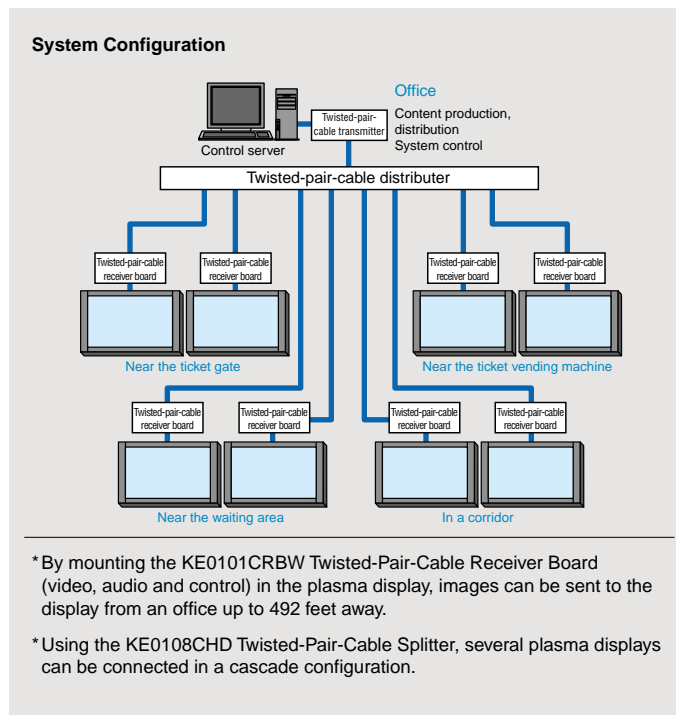
The use of the CAT5e twisted-pair cable allows content to be sent from the server in real-time, for instant response to events such as sudden changes in transportation schedules or accident information as it becomes available.

• Long-Distance Transmission of High-Quality Video Signals

High-resolution XGA images, sound and RS232C control signal are transmitted approximately 492 ft. over a single cable. PDP control signals can also be sent over the same cable to allow remote operation of power ON/OFF and other functions.

• Higher Signal Quality, Lower Costs, and Easier Installation

Thin, lightweight CAT5e twisted-pair cables do a better job of preventing signal degradation than coaxial cables. They also reduce costs and shorten the time needed for installation.



Multi-Presentation System Using a Variety of Peripheral Equipment

Supports diverse video sources. Mount peripherals to the plasma display to take advantage of its detailed images and wide viewing angle.

• No Complicated Connections

You can connect multiple notebook PCs to a single plasma display by simply making the appropriate network settings. Naturally, this means that the conference room is neater, because there are no connection cables to clutter it up. The display can also be controlled by the PCs.

• Display Four PC Screens at the Same Time

It is easy to hold group presentations, because the screen images of up to four PCs can be displayed simultaneously.

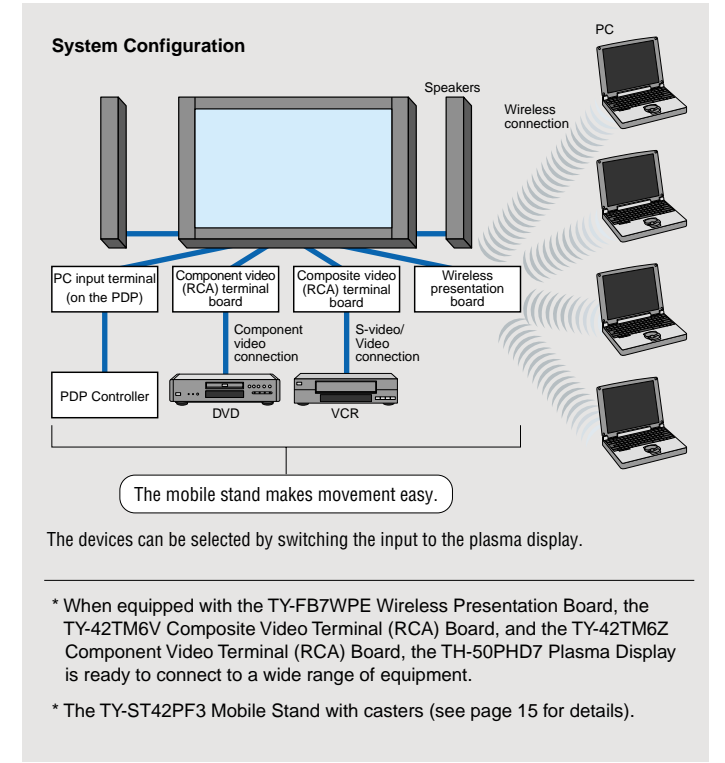
• A Wealth of Functions in a Compact System

The large screen and wide viewing angle of the plasma display make it ideal for use in discussions. You can optimise it even further by adding an array of peripheral equipment:

• Mounting a component video terminal board lets it receive the input of high-resolution DVD signals.

• Mounting a composite video terminal board enables connection of various analog equipment.

You can select the input for whichever video source you want easily with the remote control. And you can mount the entire system to a wheeled stand, for easy movement.



Multi-Screen System Using RGB Active Through Terminal Board

Eye-catching huge display system at shopping malls and event sites

• Easy-to-Configure Multi-Screen System at a Low Cost

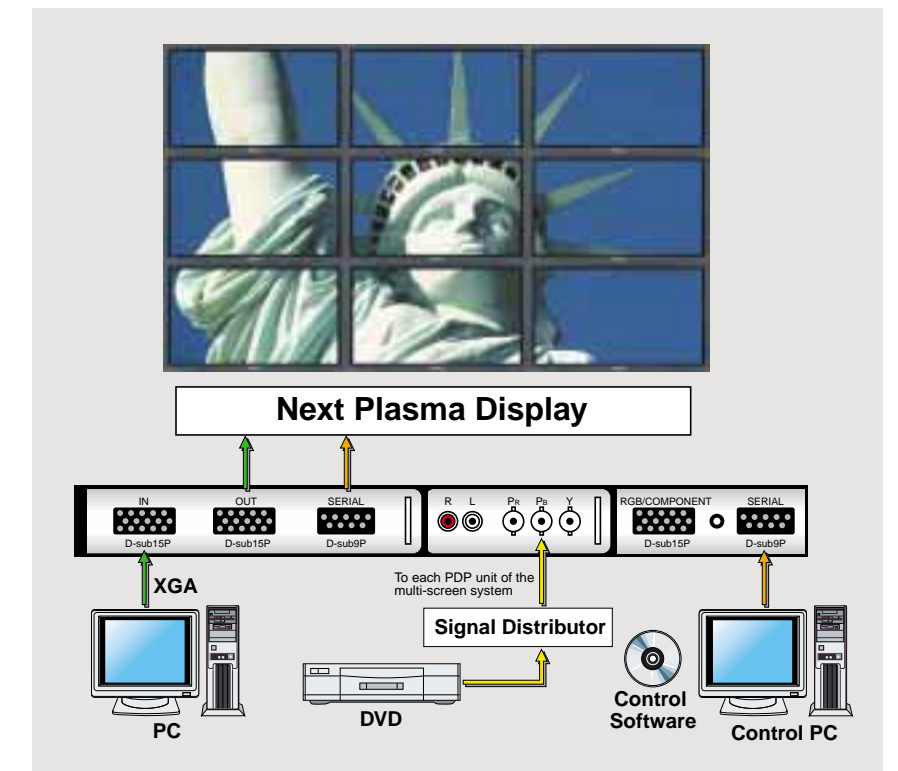
This system shows DVD video and PC data on a giant 9-screen (3 x 3) display. This system, which requires no image enlargement device, makes it possible to have a multi-screen system at a low cost.

• Easy-to-See Information

The system displays enlarged XGA images with excellent quality.

• Various Display Patterns and Powerful Impact

A "control PC" connected through a serial interface lets you switch the input sources and control various display patterns.



An Unlimited Range of Professional Applications

In-Store Display



TESCO, London, UK



Education



KONAMI SCHOOL, Tokyo, Japan



School, Addis Ababa, Ethiopia

Information



ANA HOTEL TOKYO, Tokyo, Japan



Cosmos Bank, Taipei, Taiwan



SOGO Department Store, HongKong, China



Amusement



Les Mills Gym, Dunedin, New Zealand



Smooths, Los Angeles, USA

High Definition Models



TH-65PHD7UY

65-inch (165 cm) diagonal
High Definition Plasma Display



TH-50PHD7UY

50-inch (127 cm) diagonal
High Definition Plasma Display



TH-42PHD7UY

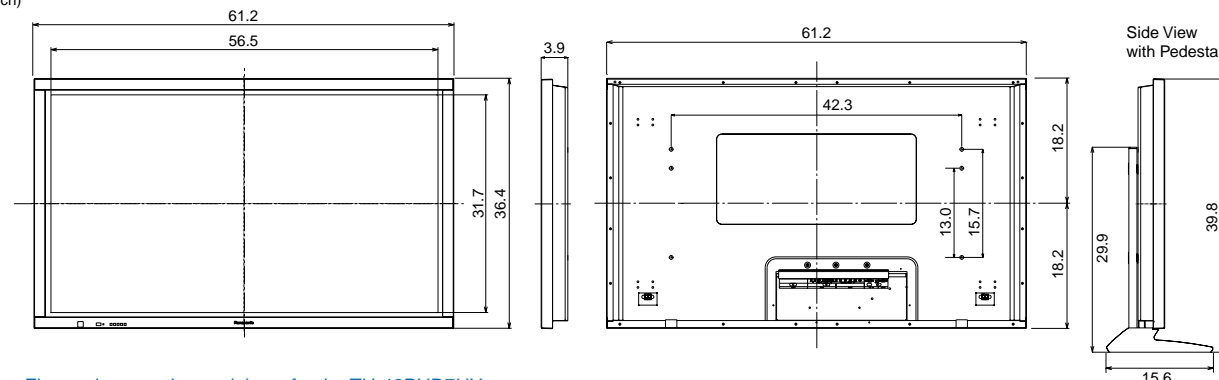
42-inch (106 cm) diagonal
High Definition Plasma Display

Specifications

	TH-65PHD7UY	TH-50PHD7UY	TH-42PHD7UY
DISPLAY			
Screen Size Diagonal (Effective)	65" (1,645 mm)	50" (1,269 mm)	42" (1,056 mm)
Screen Aspect (W x H)	56.5" x 31.7" (1,434 x 806 mm)	43.5" x 24.5" (1,106 x 622 mm)	36.2" x 20.4" (920 x 518 mm)
Number of Pixels	1,049,088 (1366 x 768)	786,432 (1024 x 768)	786,432 (1024 x 768)
Pixel Pitch (H x V)	1.05 x 1.05 mm	0.81 x 0.81 mm	0.90 x 0.675 mm
Displayable Colors	3,620 million colors	3,620 million colors	3,620 million colors
Contrast Ratio	3000 : 1	3000 : 1	3000 : 1
Viewing Angle	Horizontal: More than 160°; Vertical: More than 160°		
Color System	NTSC/PAL/SECAM/PAL 60Hz/M-NTSC		
Audio Output	20 W (10 W x 2)	16 W (8 W x 2)	16 W (8 W x 2)
On-Screen Display	US English/UK English/Spanish/French/German/Italian/Chinese/Japanese		
Screen Coating	AR (Anti-Reflection) Coating		
GENERAL			
Power Supply	AC 120 V, 50/60Hz	AC 120 V, 50/60Hz	AC 120 V, 50/60Hz
Power Consumption (max.)	—	480 W	357 W
Stand-by	Save On: 0.5 W, Off: 0.8 W	Save On: 0.5 W, Off: 0.8 W	Save On: 0.5 W, Off: 0.8 W
Dimensions (W x H x D)	61.2" x 36.4" x 3.9" (1554 x 925 x 99 mm)	47.6" x 28.5" x 3.7" (1210 x 724 x 95 mm)	40.2" x 24" x 3.5" (1020 x 610 x 89 mm)
Weight	187.4 lbs. (85.0 kg)	94.8 lbs. (43.0 kg)	66.1 lbs. (30.0 kg)
Operating Temperature	32°F — 104°F (0°C — 40°C)		
Operating Humidity	20% — 80% (Non condensation)		
EMI Regulations	FCC Part 15 Class A Digital Equipment		
Safety Standards	UL6500/C-UL (CAN/CSA-E65-94)		

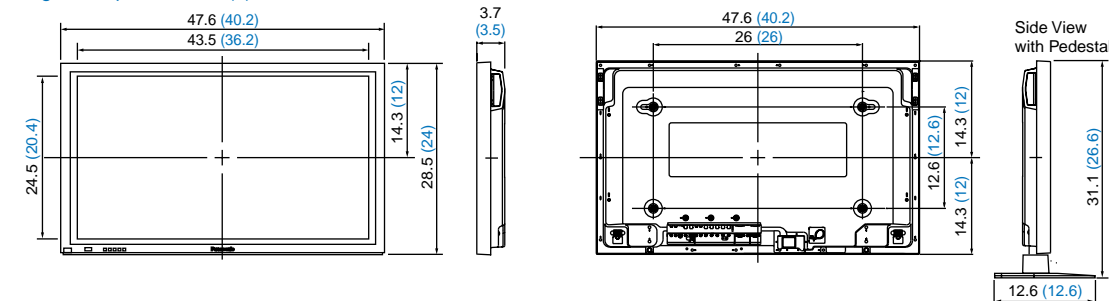
Dimensions (Unit: inch)

TH-65PHD7UY



TH-50PHD7UY TH-42PHD7UY

Figures in parentheses () are for the TH-42PHD7UY.



Standard Definition Models



TH-42PWD7UY

42-inch (106 cm) diagonal
Wide Plasma Display



TH-37PWD7UY

37-inch (94 cm) diagonal
Wide Plasma Display

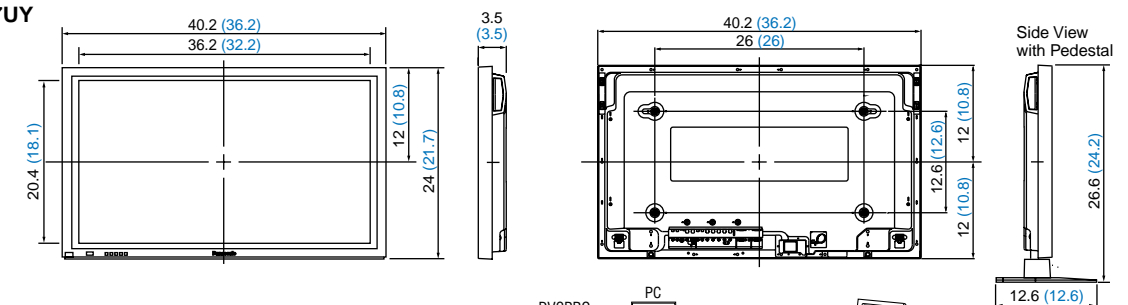
Specifications

	TH-42PWD7UY	TH-37PWD7UY
DISPLAY		
Screen Size Diagonal (Effective)	42" (1,056 mm)	37" (939 mm)
Screen Aspect (W x H)	36.2" x 20.4" (920 x 518 mm)	32.2" x 18.1" (818 x 461 mm)
Number of Pixels	408,960 (852 x 480) pixels	408,960 (852 x 480) pixels
Pixel Pitch (H x V)	1.08 x 1.08 mm	0.96 x 0.96 mm
Displayable Colors	3,620 million colors	3,620 million colors
Contrast Ratio	4000 : 1	4000 : 1
Viewing Angle	Horizontal: More than 160°; Vertical: More than 160°	
Color System	NTSC/PAL/SECAM/PAL 60Hz/M-NTSC	
Audio Output	16 W (8 W x 2)	16 W (8 W x 2)
On-Screen Display	US English/UK English/Spanish/French/German/Italian/Chinese/Japanese	
Screen Coating	AR (Anti-Reflection) Coating	
GENERAL		
Power Supply	AC 120 V, 50/60Hz	AC 120 V, 50/60Hz
Power Consumption (max.)	290 W	225 W
Stand-by	Save On: 0.5 W, Off: 0.8 W	Save On: 0.5 W, Off: 0.8 W
Dimensions (W x H x D)	40.2" x 24" x 3.5" (1020 x 610 x 89 mm)	36.2" x 21.7" x 3.5" (920 x 550 x 89 mm)
Weight	63.9 lbs. (29.0 kg)	54.0 lbs. (24.5 kg)
Operating Temperature	32°F — 104°F (0°C — 40°C)	
Operating Humidity	20% — 80% (Non condensation)	
EMI Regulations	FCC Part 15 Class A Digital Equipment	
Safety Standards	UL6500/C-UL (CAN/CSA-E65-94)	

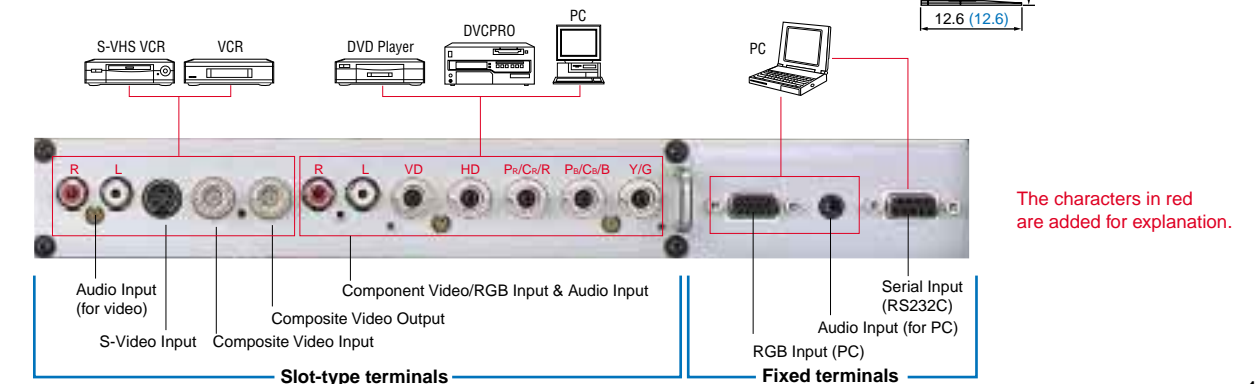
Dimensions (Unit: inch)

TH-42PWD7UY TH-37PWD7UY

Figures in parentheses () are for the TH-37PWD7UY.

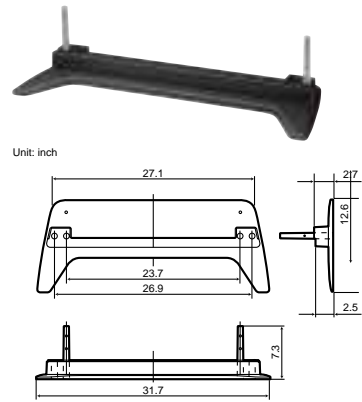


Terminals

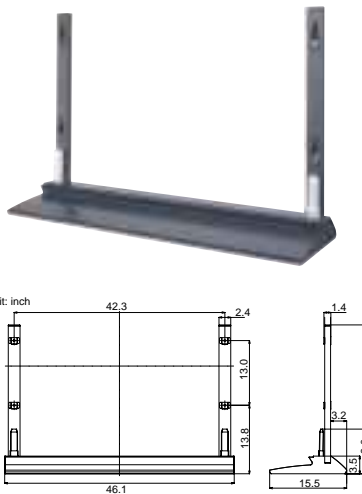


Options

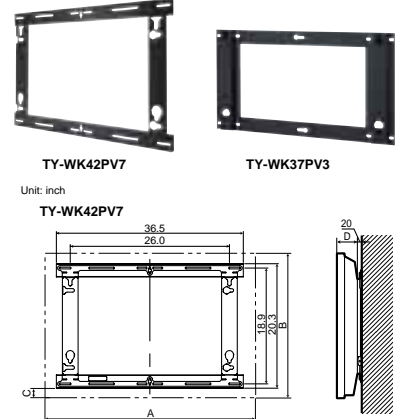
Pedestal TY-ST07-K



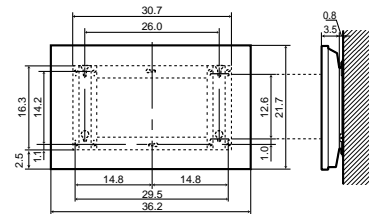
TY-ST65-K



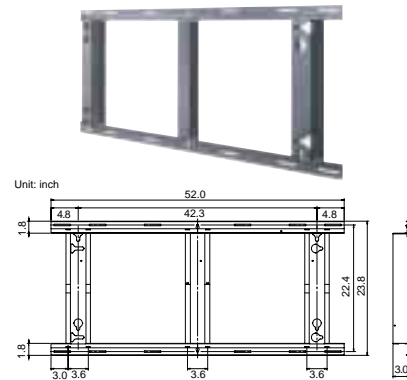
Wall-hanging bracket TY-WK42PV7 TY-WK37PV3



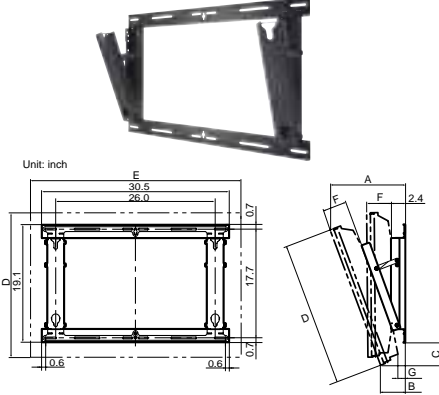
TY-WK37PV3



TY-WK65PV1



Wall-hanging bracket (angled) TY-WK42PR7



50" model

R	0°	5°	10°	15°	20°
A	6.1	7.9	9.6	11.2	12.8
B	6.1	5.4	4.7	3.9	3.1
C	6.1	5.4	5.7	6.0	6.1
D	2.9	3.1	3.5	3.7	4.0
E	28.5				
F	47.6				
G	2.4	2.2	1.7	1.0	0.4

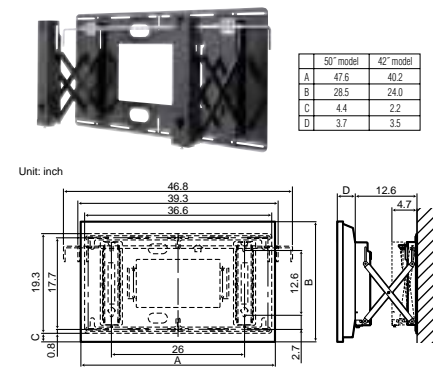
42" model

R	0°	5°	10°	15°	20°
A	5.5	7.4	8.9	10.4	11.8
B	5.5	5.3	4.8	4.2	3.6
C	2.9	3.1	3.5	3.7	4.0
D	2.9	3.1	3.5	3.7	4.0
E	28.5				
F	47.6				
G	2.4	2.0	1.6	1.1	0.7

37" model

R	0°	5°	10°	15°	20°
A	5.9	7.3	8.7	10.1	11.4
B	5.9	5.4	5.0	4.5	4.0
C	1.7	2.0	2.1	2.2	2.4
D	2.1				
E	36.2				
F	3.5				
G	2.4	2.1	1.8	1.5	1.1

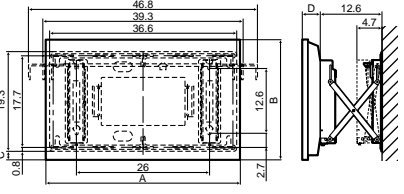
Wall-hanging bracket (drawer type) TY-WK42DR1



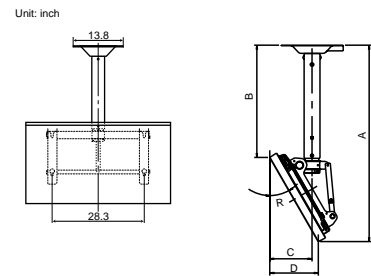
50" model

A	47.6	40.2
B	28.5	24.0
C	4.4	2.2
D	3.7	3.5

Unit: inch



Ceiling-hanging bracket TY-CE42PS7



50" model

R	0°	15°	30°
A	46.7	50.7	54.6
B	18.3	22.3	26.2
C	7.8	9.8	11.3
D	0	7.3	14.2

42" model

R	0°	15°	30°
A	44.5	48.4	52.4
B	20.6	24.5	28.4
C	7.6	9.0	9.9
D	0	6.2	11.9

37" model

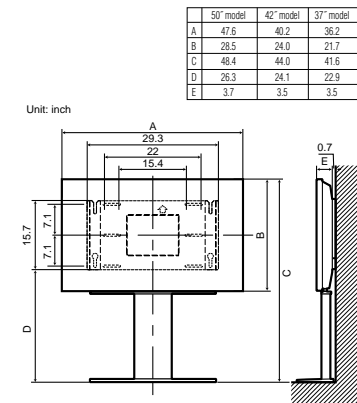
R	0°	15°	30°
A	43.3	47.3	51.2
B	21.8	25.7	29.6
C	7.5	8.7	9.3
D	0	5.6	10.7

Compatible Models at a Glance

	TY-ST65-K	TY-ST07-K	TY-WK42DR1	TY-WK65PV7	TY-WK42PV7	TY-WK37PV3	TY-WK42PR7	TY-ST42PW1	TY-ST42PF3	TY-CE42PS7
TH-65PHD7UY	●	—	—	●	—	—	—	—	—	—
TH-50PHD7UY	—	●	●	—	●	—	—	●	●	●
TH-42PHD7UY	—	●	●	—	●	—	—	●	●	●
TH-42PWD7UY	—	●	●	—	●	—	—	●	●	●
TH-37PWD7UY	—	●	—	—	●	●	●	●	—	●

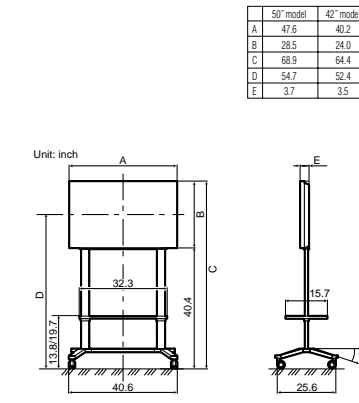
●: Compatible; —: Not compatible

Wall stand TY-ST42PW1



	50" model	42" model	37" model
A	47.6	40.2	36.2
B	28.5	24.0	21.7
C	48.4	44.0	41.6
D	25.3	24.1	22.9
E	3.7	3.5	3.5

Mobile stand TY-ST42PF3



	50" model	42" model
A	47.6	40.2
B	28.5	24.0
C	68.9	64.4
D	54.7	52.4
E	3.7	3.5

Touch panel



TY-TP50P6-S (for TH-50PHD7)

TY-TP42P6-S (for TH-42PHD7/42PWD7)

This add-on touch panel lets you write directly onto the screen with a light touch. Ideal for adding written comments during a presentation or meeting.

- Highly reliable optical sensor system
- Outstanding resolution, easy operation
- Thin design makes a precise fit with display screen
- Lets you use display as a "whiteboard"



TY-TPEN6 Touch Pen also available.

Note: You cannot mount both a touch panel and the optional speakers at the same time.

Specifications

	TY-TP50P6-S	TY-TP42P6-S
Applicable display devices	Panasonic 50" plasma display	Panasonic 42" plasma display
Power supply (voltage)	DC + 5V ±10% (Through USB)	
Electric current	DC + 5V, Max 400mA	
Detection system	Infrared ray interruption	
Panel aperture (W x H)	44.0" x 24.9" (1118 x 632 mm)	36.6" x 20.7" (928.5 x 526.5 mm)
Detection range (W x H)	43.3" x 24.4" (1100 x 620 mm)	36.1" x 20.3" (916 x 516 mm)
Effective detection range	Above detection range + 1.0 mm top, bottom, right, and left	
Operating modes	Input point, Continuous, Moving, End point detection*1	
Resolution (W x H)	2201 x 1241*1	1833 x 1033*1
Detection pitch	2.0 x 2.0 mm	
Output system	Coordinate output	
Optical elements	276 (H) x 156 (V)	230 (H) x 130 (V)
Optical element pitch	4.0 x 4.0 mm	
Minimum stylus	6.0 x 6.0 mm	
Scan speed	First touch: 30 msec/frame max., Moving: 5 msec/frame max.	
Interface	USB1.1 compliant; Signal: +DATA, -DATA, VCC, GND; I/F connector: TYPE B	
Panel shape	Integrated flat panel controller	
Dimensions (W x H x D)	49.4" x 29.4" x 2.7" (1256 x 748 x 69 mm)	42" x 25" x 2.7" (1066 x 634 x 69 mm)
Depth when mounted	4.6" (118 mm)	4.3" (110 mm)
Weight (excluding brackets)	9.3 lbs. (4.2 kg)	7.7 lbs. (3.5 kg)
Escutcheon (frame)	Aluminum	
USB driver/Applicable OS	Windows® 98SE/2000/ME/XP	

*1 When using the specific driver software.

Detachable stereo speakers



TY-SP65P7W-K (for TH-65PHD7UY)

Configuration: 2-way, 3-speaker
Dimensions (W x H x D): 3.9" x 36.4" x 3.5" (100 x 925 x 90 mm)
Weight: 4.9 lbs. (2.2 kg)/each

TY-SP50P5W-K (for TH-50PHD7UY)

Configuration: 2-way, 3-speaker
Dimensions (W x H x D): 4.1" x 28.5" x 3.5" (104 x 724 x 89 mm)
Weight: 5.1 lbs. (2.3 kg)/each

TY-SP42P5W-K (for TH-42PHD7UY/42PWD7UY)

Configuration: 2-way, 3-speaker
Dimensions (W x H x D): 4.1" x 24" x 3.5" (104 x 610 x 89 mm)
Weight: 4.6 lbs. (2.1 kg)/each

TY-SP37P5W-K (for TH-37PWD7UY)

Configuration: 2-way, 3-speaker
Dimensions (W x H x D): 4.1" x 21.7" x 3.5" (104 x 550 x 89 mm)
Weight: 4.6 lbs. (2.1 kg)/each

Peripherals

Twisted-Pair-Cable Receiver Board

- The Twisted-Pair-Cable Receiver Board makes it possible, using a single CAT5e cable, to simultaneously send video signal (RGB, component, or composite), audio signal and the PDP control signal.
- To send a composite video signal, the Composite Video Terminal Board (TY-42TM6Y, 42TM6B or 42TM6V) must be mounted in the slot of PDP.
- This reduces both costs and setup time compared with a conventional BNC cable connection.
- XGA signals (1024 x 768 pixels) can be sent up to 492 ft..
- Because the Twisted-Pair-Cable Receiver Board mounts in a multi-function slot, it runs on power supplied by the PDP and takes up no additional equipment space.

<http://www.kowa.co.jp/i-master/cat5-eng>

* The KE0202CT2W and the KE0101CRBW are designed and manufactured by Kowa Company Ltd. for Panasonic plasma displays, and the products are branded as KOWA. (KOWA is a registered trademark of Kowa Company Ltd.)



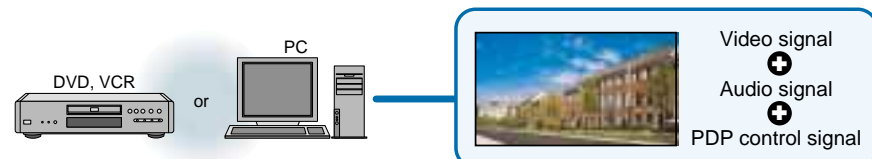
KE0101CRBW (Video, audio and PDP control signals) (Mounts in any slot*)

* Should be mounted in slot 1 to send the PDP control signal. PDP control signal transmission is one-way.

Specifications (KE0101CRBW)	
Applicable displays	Panasonic Plasma Displays
Input channel	1 input system for extension
Output channel	1 system (internal connector) for RGB or 1 system (external connector) for Video, 1 system for sound and 1 system for RS232C
Extension cable	CAT5/CAT5e/CAT6
Video output signal	Analog RGB: 0.7Vp-p (75 ohms); HD, VD: TTL Component: Y: 1.0Vp-p (75 ohms) sync signal included P _s , P _c : ± 0.35Vp-p (75 ohms) Video: 1.0Vp-p (75 ohms)
Power supply	Supplied from the plasma display
Power consumption	Approx. 6 W

Specifications (KE0202CT2W)	
Input channel	1 each for video (RGB and video) 1 each for audio and 1 for RS-232C
Output channel	1 each for monitor output (RGB, video, and audio) 1 for extension output (2 division) 1 for extension output (2 division)
Extension cable	CAT5/CAT5e/CAT6
Video output signal	Analog RGB: 0.7Vp-p (75 ohms); HD, VD: TTL Component: Y: 1.0Vp-p (75 ohms) sync signal included P _s , P _c : ± 0.35Vp-p (75 ohms) Video: 1.0Vp-p (75 ohms)
Power supply	AC 100 — 240 V, 50/60 hz
Power consumption	Approx. 10 W

Specifications (KE0108CHDW)	
Input channel	1 input for CAT5e
Output channel	8 outputs for CAT5e
Input connector	RJ-45 connector
Output connector	RJ-45 connector
Extension cable	CAT5e



Twisted-Pair-Cable Transmitter
KE0202CT2W

Simultaneous multi-signal transmission using a single CAT5e cable

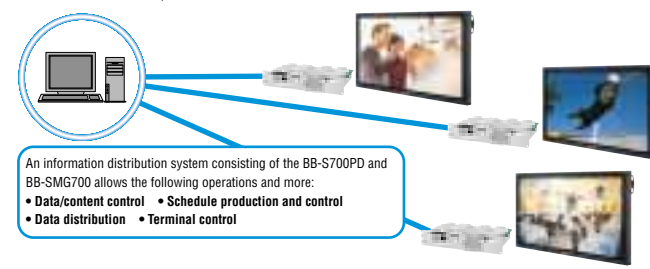
Transmission distance (approx.)	
UXGA	328 ft.
SXGA	394 ft.
XGA	492 ft.
SVGA	591 ft.
VGA	656 ft.



Twisted-Pair-Cable Receiver Board
Mounted in slot of the PDP's rear panel.

Streaming Box

- Mounts in the function slot to reduce wiring and save space. The local remote control allows playback control without the need for a mouse and keyboard.
- Video signals are transmitted digitally to ensure crisp, clear images.
- The hardware decoder produces DVD-level image quality by supporting MPEG2 MP@ML (Main Profile@Main Level) transport. High-bit-rate data also streams smoothly because all playback data is first stored in the built-in hard disk.
- Combination with the BB-SMG700 Streaming Box Manager makes it possible to schedule the distribution of motion video, still images and other content, and deliver over a LAN or Internet.



Direct playback is also possible using the included remote control.


BB-S700PD (Mounts in slots 1 & 2)

PDP Controller (for 65", 50" and 42" models)

- Function board design reduces wiring and saves space.
- Clear images made possible by digital connection using the function slot of the plasma display.
- Customised to maximise the performance of Panasonic plasma displays.
 - Realistic display images achieved by a 1:1 pixel correspondence with Panasonic plasma displays.
 - Can also be used in vertical display applications.
- Models with a pre-installed, digital signage system are also available.
- Easy to install, it requires only a network and power connection. The mouse/keyboard connections can be wireless, through the PCMCIA slots.



PLUG-VC250 series (Mounts in slots 1, 2 & 3)



Specifications	
Applicable displays	Panasonic Plasma Displays
HDD capacity	Approx. 20 GB*1
External jacks	10BASE-T/100BASE-TX (RJ-45), Audio output (Stereo mini jack*2)
Power supply	Supplied from plasma display (DC 14V)
Power consumption	Approx. 14V/0.7A max.
Web browser	HTML4.01 subset, partial CSS1 and CSS2 ECMA Script 262 3rd edition (JavaScript 1.5 equivalent) Partial DOM Level 1, Level 2 and Dynamic HTML
Applicable servers	Streaming Box Manager BB-SMG700*3
Data distribution protocol	Proprietary method (block data distribution with error-triggered retransmission function and encoding process)
Image	MPEG2 PS, MPEG2 TS, MP@ML
Audio	Linear PCM*4, MPEG Audio Layer 1, Layer 2
Maximum bit rate	10 Mbps (in storage and playback)

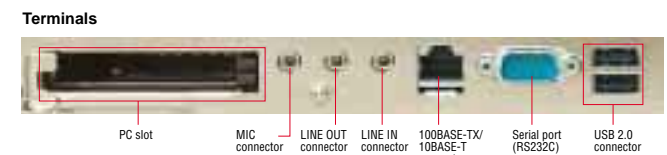
*1: Part of this capacity is used by the system. *2: Exclusive use with internal connection. *3: Some functions are performed jointly with the BB-SMG700. *4: At sampling frequency of 48kHz.

BB-SMG700 Streaming Box Manager

Controls up to 100 plasma display panels. This application contains all of the functions necessary for video distribution.

BB-SMG700 Operating Environment

CPU	Pentium® IV 1GHz or faster, Recommended: Pentium® IV 2.4GHz or faster
Main storage memory	512MB or more, Recommended: 1 GB or more
HDD capacity	Required capacity: 10 GB or more
Network interface	1000BASE-T/100BASE-TX/10BASE-T
Applicable OS	Windows® XP Professional (SP1)



Specifications	
Applicable displays	Panasonic 65", 50" & 42" Plasma Displays
CPU	ULV Pentium® M 900MHz
Main storage memory	Standard 256MB DDR SO-DIMM
Internal HDD	2.5" HDD 30GB x 1
Network	100BASE-TX/10BASE-T x 1, Wake On LAN supported
Interfaces	Serial x 2*1, USB2.0/1.1 x 2*2, Line In x 1, Line Out x 1, MIC x 1
PCMCIA slot	2*3
Preinstalled OS	Windows® XP Embedded
Dimensions (W x H x D)	12.4" x 1.1" x 8.3" (315 x 29 x 211 mm) (including cooling fan)
Weight	2.6 lbs. (1.2 kg)
Power supply	Supplied from the plasma display
Power consumption	20 W max.
Standard	FCC Class A

*1: One serial interface is connected internally. *2: USB 1.1 is for HID (human interface devices) only. Maximum power supply for the two ports is 3.5 W. *3: Maximum power supply for the two slots is 2.0 W when using 5.0 V, and 3.6 W when using 3.3 V.